

GOVERNMENT OF THE PEOPLE'S REPUBLIC OF BANGLADESH

**Ministry of Local Government, Rural Development & Cooperatives
Local Government Engineering Department**

**Second Urban Governance and Infrastructure Improvement
(Sector) Project (UGIIP-2)
(Funded by ADB, KfW & GIZ)**

**Governance Improvement and Capacity Development
(GICD) Component**

Loan No. 2462 BAN (SF)
Contract No. GICD/UGIIP-II/01/2009

**Quarterly Progress Report
October-December 2013**

Produced by
Md. Ghulam Kibria
Team Leader, GICD, UGIIP-2, LGED
(with the assistance from the GICD Team-members)
**Joint venture of SODEV Consult, Development Design Consultant Ltd. &
BCL Associates Ltd**

Joint Venture of SODEV Consult-DDC Ltd.-BCL Associates Ltd.

GICD

UGIIP-2 / Local Government Engineering Department (LGED)
LGED Bhavan (Level-12), She-e- Bangla Nagar, Agargaon, Dhaka-1207

Date: 20.01.2014

The Project Director

Second Urban Governance and Infrastructure Improvement (Sector) Project (UGIIP-II)
Local Government Engineering Department (LGED)
LGED Bhavan, Sher-e-Bangla Nagar, Agargaon
Dhaka – 1207

Subject: Quarterly Progress Report of the 2nd Quarter (October-December) of 2013-2014
FY against the Consultants' services for Governance Improvement and Capacity
Development (GICD) under ADB, KfW & GIZ assisted Second Urban
Governance and Infrastructure Improvement (Sector) Project (UGIIP-II), Loan
No. 2462 BAN (SF), Contract No. GICD/UGIIP-II/01/2009

Dear Sir,

We are pleased to submit herewith five copies of a draft Quarterly Progress Report for the
quarter of October-December 2013-2014 FY of Governance Improvement and Capacity
Development (GICD) Component of UGIIP-2 for your necessary action. The report will be
finalized on getting your valuable comments.

This is submitted as per reporting requirements of the contact agreement.

Thanking you

Regards,



(Md. Ghulam Kibria)
Team Leader
GICD, UGIIP-II, LGED

TABLE OF CONTENTS

	Page No
Executive Summary	1
PART-A: QUARTERLY PROGRESS REPORT OF 31 PSs, October- December 2013 (Summary)	7
Area of activities 1: Citizens Awareness and Participation	7
Area of activities 2: Urban planning	8
Area of activities 3: Women's Participation	8
Area of activities 4: Integration of Urban Poor	9
Area of activities 5: Finance Accountability & Sustainability	9
Area of activities 6: Administrative Transparency	10
PART-B :Quarterly Progress Report of Newly 16 PSs, October – December 2013	12
Area of activities 1: Citizens Awareness and Participation	12
Area of activities 2: Urban planning	13
Area of activities 3: Women's Participation	13
Area of activities 4: Integration of Urban Poor	14
Area of activities 5: Finance Accountability & Sustainability	14
Area of activities 6: Administrative Transparency	15
PART-A & B.1: At a Glance Quarterly Progress Report of (31+16) 47 PSs (October- December, 2013-14 FY) on the implementation of UGIAP Phase-III Activities:	16
PART-A & B.2: Work plan for the next Quarter (January-March 2013-2014 FY) on the implementation of UGIAP Phase-III Activities:	18
PART-A	21
(Quarterly progress report in detail of 31 Pourashavas)	
PART-A: Table-1.1: Quarterly Progress Status of TLCC meeting (October – December 2013)	21
PART-A: Table-1.2: Quarterly Progress Status of MCC meeting (October – December 2013)	23
PART-A: Table-1.3: Quarterly Progress Status of GRC's Activities (October – December 2013)	24
PART-A: Table-1.4: Quarterly Progress Status of CBO SC Meeting (October – December 2013)	25
PART-A: Table-1.4.1: Quarterly Progress Status of CBO Activities (October – December 2013)	26
PART-A: Table-2.1: Budget Allocation and Expenditure Status for O&M (October – Dec: 2013)	27
PART-A: Table-3.1: Quarterly Progress Status of GC Meeting (October – December 2013)	28
PART-A: Table-3.2: Budget Allocation and Expenditure Status for GAP (October – Dec: 2013)	39
PART-A: Table-4.1: Quarterly Progress Status of PRAP SC Meeting ((October – Dec: 2013)	30
PART-A: Table-4.2: Budget Allocation and Expenditure Status for PRAP (October – Dec: 2013)	31
PART-A: Table-4.2.1: Quarterly Progress Status of SIC Activities (October – December 2013) and Cumulative Achievement of the Slum Infrastructure Improvement Activities	32
PART-A: Table-5.1: Computerized A/C System (October – December 2013)	33
PART-A: Table-5.2: Computerized Tax Record System (October – December 2013)	33
PART-A: Table-5.3: Computerized Trade License System (October – December 2013)	34
PART-A: Table-5.4: Computerized Water Billing System (WBS) (October – December 2013)	34
PART-A: Table-5.5: Progress Status on Holding Tax Collection (October – December 2013)	35
PART-A: Table-5.6: Progress Status on Other Own Source/Non-Tax Revenue Collection (October – December 2013)	36
PART-A: Table-5.7: Reassessment Status of 31 PSs (October – December 2013-14 FY)	37
PART-A: Table-5.8: Loan Repayment Status (October – December 2013)	38
PART-A: Table-5.9: Status on Electricity Bill Payments (October – December 2013)	39
PART-A: Table-5.10: Status on Telephone Bills Payments (October – December 2013)	40
PART-A: Table-5.11: Progress Status on Interim-Assessment (October – December 2013)	41
PART-A: Table-5.12: Progress Status on Water Tariff (October – December 2013)	42

PART-A: Table-5.13: Progress Status on Shop rent (October – December 2013)	43
TABLES OF PART-B	44
(Quarterly Progress Report of Newly 16 PSs, October – December 2013)	
PART-B: Table-1.1: Quarterly Progress Status of TLCC Meeting (Newly entrant Pourashavas)	44
PART-B: Table-1.2: MCC Meeting and Participants (Newly entrant Pourashavas)	44
PART-B: Table-1.3: Formation-date of TLCC	45
PART-B: Table-1.4: Display-Date of CC	45
PART-B: Table-1.5: Quarterly Progress Status of CBO Activities (April-June'2013)	46
PART-B: Table-1.6: Status of Grievance Redress Cell (GRC)	47
PART-B: Table-1.7: Formation Date of Mass Communication Cell (MCC)	47
PART-B: Table-1.8: Formation Date of GRC's Activities (Newly entrant Pourashavas)	48
PART-B: Table-2.1: Status of Fund Allocation for O&M	49
PART-B: Table-3.1: Quarterly Status of Gender Committee (GC) Meeting (Newly entrant Pourashavas)	50
PART-B: Table-3.2: Budget Allocation and Expenditure Status for GAP	51
PART-B: Table-4.1: Quarterly Progress Status of PRAP SC Meeting (October - December 2013)	52
PART-B: Table-4.2: Budget Allocation and Expenditure Status for PRAP	53
PART-B: Table-4.3: Quarterly Progress Status of CBO SC Meeting (October - December 2013)	54
PART-B: Table-3.3: Status of Fund Allocation for GAP & PRAP	55
PART-B: Table-4.4: Status of Slums Existed	55
PART-B: Table-5.1: A Computerized Accounting System	56
PART-B: Table-5.2: A Computerized Tax Record System	56
PART-B: Table-5.3: A Computerized Trade License System	57
PART-B: Table-5.4: Computerized Water Billing System	57
PART-B: Table-5.5: Progress Status on Holding Tax Collection of 16 PSs (October – Dec:2013)	58
PART-B: Table-5.6: Progress Status on Other Own Source/Non-Tax Revenue Collection (October – Dec: 2013)	58
PART-B: Table-5.7: Reassessment Status of 16 PSs (October – Dec: 2013-14FY)	59
PART-B: Table-5.8: Loan Repayment Status	60
PART-B: Table-5.9: Status on Telephone Bills Payments	61
PART-B: Table-5.10: Status on Electricity Bills Payments	62
PART-B: Table-5.11: Progress Status on Interim-Assessment (October – Dec: 2013)	63
PART-B: Table-5.12: Progress Status on Water Tariff(October – Dec: 2013)	64
PART-B: Table-5.13: Progress Status on Shop rent (October – December 2013)	65
PART-B: Table-6.1: Status of e-Governance	66
PART-B: Table-6.2: Status of Standing Committee	66
PART-C: Quarterly Progress Report on administrative and reorganizing of GICD Consultants Team	67
Staffing	68
Provision and Utilization of Person-months	70
Annex-02: Web-site of Project-Pourashavas under UGIIP-2 (WS developed in assistance with the IT Team of GICD)	71
ANNEX-03: Photos/Pictures.	72

ABBREVIATIONS

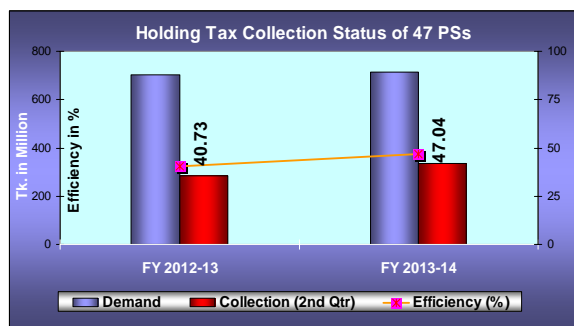
ADB	:	Asian Development Bank
CAP	:	Community Action Plan
CBO	:	Community Based Organization
CC	:	Citizen Charter
CEO	:	Chief Executive Officer
CYM	:	Courtyard Meeting
DPHE	:	Department of Public Health Engineering
FGD	:	Focus Group Discussion
GAP	:	Gender Action Plan
GC	:	Gender Committee
GICD	:	Governance Improvement and Capacity Development
GPD	:	Governance Program Development
GRC	:	Grievance Redress Cell
GIZ	:	Gesellschaft für Internationale Zusammenarbeit
IEC	:	Information, Education and Communication
IIS	:	Infrastructure Improvement Section
ISC	:	Inter-Ministerial Steering Committee
KfW	:	Kreditanstalt für Wiederaufbau
LGD	:	Local Government Division
LGRD&C	:	Local Government, Rural Development & Cooperatives
MCC	:	Mass Communication Cell
MDS	:	Management Design and Supervision
MPRC	:	Municipal Performance Review Committee
MSP	:	Municipal Support Project
M&E	:	Monitoring and Evaluation
NGO	:	Non Government Organization
O&M	:	Operation and Maintenance
PDP	:	PS Development Plan
PMC	:	Project Management Committee
PIU	:	Project Implementation Unit
PME	:	Performance Monitoring and Evaluation
PMO	:	Project Management Office
PPMS	:	Project Performance Management System
PRAP	:	Poverty Reduction Action Plan
PS/PSs	:	Pourashava/Pourashavas
PSC	:	PRAP Steering Committee
PWD	:	Public Works Department
RC/RCs	:	Regional Coordinator/Regional Coordinators
R&H	:	Roads and Highways Department
RUMSU	:	Regional Urban Management Support Unit
SIC	:	Slum Improvement Committee
STIFPP-2	:	Secondary Towns Integrated Flood Protection Project (Phase II)
T&T	:	Telephone and Telegraph Department
TLCC	:	Town Level Coordination Committee
UGIAP	:	Urban Governance Implementation Action Plan
UPPRP	:	Urban Partnerships for Poverty Reduction Project
UMSU	:	Urban Management Support Unit
WLCC	:	Ward Level Coordination Committee
WVW	:	Ward Visioning Workshop

Executive Summary

GICD makes an effort to improve governance issues and as well develop capacity in Pourashavas (Pourashavas) through carrying out a series of reform activities in six key areas performed by 24 activities in the Urban Governance Improvement Action Programme (UGIAP) in Phase-III of UGIIP-II. The areas are: (1) Citizen Awareness and Participation; (2) Urban Planning; (3) Women's Participation; (4) Integration of the Urban Poor (5) Financial Accountability and Sustainability; and (6) Administrative Transparency. In the 2nd Quarter of 2013-14 FY, the PS-officials desperately tried to comply with the requirements of UGIAP Phase-III criteria in collaboration with the PMO and GICD during the unusual political situation. However, in spite of having pressure of the time-bound and performance-based approach, an impressive progress has been shown by the Pourashavas during the 2nd quarter of 2013-14 FY. The report has been prepared considering the decisive progress of governance improvement and capacity development for 47 Pourashavas as narrated in the ToR.

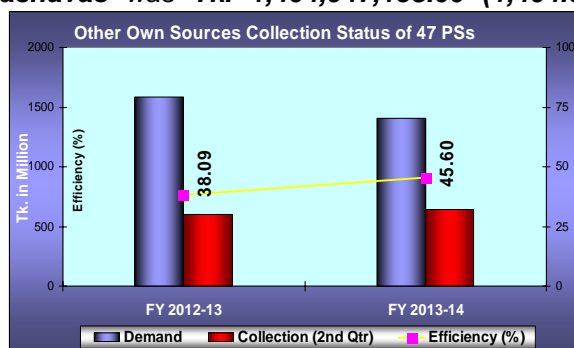
Status on Holding Tax Collection:

At the end of the 2nd Quarter of 2013-2014 FY, holding tax-collection-efficiencies of 47 Pourashavas have found as **47.04%**, which has been **increased by 6.31%** compared to the same period of the previous year. There are **4 Pourashavas (Cox's Bazar, Ghorashal, Nachol and Porshuram)** who attained **below 20%**. The lowest efficiency found in **Nachol**, which is only **5.61%** and the highest efficiency found in **Barguna (92.61%)** and **Golapgonj (85.08%) PS** that exceeded required **80%** within this quarter. The quarterly holding tax collection efficiencies have been detailed in Table-5.5 of Part-A for 31 Pourashavas and the same Table-serial in Part-B for 16 Pourashavas.



Non-Tax Revenue Collection:

At the end of the 2nd Quarter of 2013-2014 FY, the demand on collection of 2012-13 FY for **non-tax-revenue collection of 47 Pourashavas was Tk. 1,404,947,158.00 (1,404.95 million)** and the collection against the demand was **Tk. 640,599,998.00 (640.6 million)**. An amount of **Tk. 904,841,875.00 (904.82 million)** has to be collected more during or at the end of 2013-14 FY. In terms of collection efficiency it is found that **6.51%** increased compared to the same period of previous year. However, in case of individual PS-performance considering the efficiency rate, there are **2 Pourashavas- Kalapara (18.9%) and Patgram (11.56%)** have attained below **20%**. The highest efficiency found in **Sirajgonj (118.76%)** who achieved the required target of **100% already**. The non-tax revenue collection and efficiencies have been detailed in Table-5.6 of Part-A (31 Pourashavas) and Part-B (16 Pourashavas).



Quarterly TLCC Meeting:

All of **47** Pourashavas have conducted TLCC quarterly meeting and reviewed the progress of the decision of previous meeting. Minutes of the meeting have been prepared and sent to PMO through quarterly report. A total of **1783** members of TLCC participated in the quarterly meeting in where, male and female members attended were **1167 (65.45%)** and **616 (34.55%)** respectively.

Joint Review Mission

A Joint Review Mission from the donor-partners has made visits to **Niphamari, Gaibandha and Sirajgonj** during 7-10 November 2013. The mission had the opportunity to participate different programs (like PRAP, GAP etc) run by the PSs. The team shared their opinion amongst special TLCC members in a lively discussion from both ways. The Mission was headed by **Mr. Rafiqul Islam**, Senior Project Implementation Officer, Bangladesh Resident Mission, Asian Development Bank. **Mr. Habibur Rahman**, Senior Project Manager from KfW, Dhaka was one of the Mission Members. The Mission was accompanied by a team under **Mr. Md. Shafiqul Islam Akhand**, Project Director, UGIIP-2, LGED.

Grievance Redress Cell (GRC):

All of **47** Pourashavas have dealt with the grievances as a universal phenomenon of Pourashava. During the 2nd quarter of 2013-14 FY, a total of **1983** grievances have been submitted (registered) by **1312** male and **671** female of which **1378** (Male-**886**, Female-**492**) have been resolved by GRC while **605** grievances (Male-**426**, Female-**179**) remained unresolved due to various reasons that finally passed on to the court for legal judgments.

Community Based Organization - Steering Committee (CBO-SC) Meeting:

The CBO Steering Committees and Executive Committee of **47** Pourashavas have conducted their regular monthly meetings according to the criteria, minute of the meetings prepared and sent copies to the PMO. There were **251 (22%)** Female members and **908 (78%)** Male members in the **125** CBO SC and **5391 (67%)** male and **2675 (33%)** female members were present in **927** CBO-EC meeting. All 47 PSs allocated fund amounted to **Tk. 12,139,400.00 (121.4 million)** for CBO from their annual revenue budget, however, only **15 PSs** have spent **18% (Tk. 2,193,630.00)** which is **(21.9 million)** of allocated fund for CBO activities.

Solid Waste Management by CBOs: There are **459** out of **1333** Garbage-Vans are found running by CBOs (door-to-door collection) while **207** Vans are running by PSs conservancy section, **667** Vans are kept unused; some of them are not in good condition. It is reported that 16 new PSs did not gate any garbage vans from project yet.

Mass Communication Cell (MCC):

Activities of MCCs have done in all 47 Pourashavas. They conducted quarterly meetings and recorded decisions, prepared minutes and sent to PMO. In the MCC-meetings of 47 Pourashavas, **227** members were attended of whom **201 (88.55%)** were male and **26 (11.45%)** female.

Gender Committee (GC) Meeting:

The GCs of **47** Pourashavas have conducted monthly GC-meetings in where **926** members attended and of whom, **471 (50.86%)** were male and **455 (49.14%)** were female. The committee prepared the minutes and submitted to the PMO.

Budget for GAP implementation:

All of 47 Pourashavas allocated budget against GAP implementation as per required criteria of UGIAP. For 2013-14 FY, **ADB assisted 35 Pourashavas** have allocated **Tk 86,242,482.00 (86.24 million)** against GAP which has been increased by **134.59%** from the allocation of 2012-13 FY while **12 Pourashavas assisted by Kfw** have allocated **Tk. 26,583,137.00 (26.58 million)** which has been **66.7% more** than that of 2012-13 FY's allocation.

However, the total amount of **Tk.112,825,619.00 (112.8 million)** has been allocated by 47 Pourashavas budget of 2013-14 FY and out of total allocation, **Tk 12,030,420.00 (12.03 million)** has been spent from Paura-budget, which is **11%**, to implement GAP activities during the 2nd quarter 2013-14 FY. The cumulative percentage up 2nd Quarter (1st + 2nd quarter) was **20**.

Orientation on GAP Implementation:

A one-daylong orientation on the implementation of Gender Action Plan activities was held in all 16 newly entrant Pourashavas during October to December 2013. There are 11 from old PSs have provided the day-long training by the PSs' own arrangements. So, a total of 27 PSs provided training to the key persons of Paura-staff. The Paura-Mayor with all Councilors, Chief Executive Officer/Secreatry, Gender Committee-Member-Secretary, Slum Development Officer, Assistant Engineer, Health Officer/Health Assistant, Sub-Assistant Engineer of UGIIP-2 and GICD Facilitators were participated in the Orientation Course. *The Gender Specials, Regional Coordinators, Community Mobilization Facilitators from GIZ & GICD were present as Resource Persons.*

Poverty Reduction Action Plan - Steering Committee (PRAP-SC) Meeting:

In implementing activities of PRAP, the SCs of 47 Pourashavas have conducted their monthly meetings on regular basis; minute of the meetings prepared and sent the copies to PMO. The quarterly PRAP-SC meetings have conducted as per required criteria in where, **1465** members have attended of whom, **1002 (68%)** were male and **463 (32%)** female.

There are **176 slums** approved and working. At present **24** PSs are working and getting supports from UGIIP-2. The SICs are implementing infrastructural development activities in **24** PSs. Most of the Chairpersons of SICs are women. It is revealed that their participation in decision-making process is empowering poor and women in particular. Sufficient funds have been allocated and released by PMO already. Approved estimated cost for **176** slums was **Tk 256,174,575.00** and against this, **Tk. 137,845,000.00 (137.85 million)** has been spent up to 2nd Quarter of 2013-14 FY.

Budget for PRAP implementation:

All of 47 Pourashavas have allocated budget in 2013-14 FY for implementation PRAP activities. A total of **Tk 148,207,348.00 (148.2 million)** has been allocated by **ADB supported 35 Pourashavas** which has been **96.54%** more than that of 2012-13 FY's allocation while **Tk. 46,145,452.00 (46.14 million)** allocated by **Kfw supported 12 Pourashavas** which has found **75.93%** more from the 2012-13 FY's allocation.

The total amount of **Tk.194,352,810.00 (194.35 million)** has been allocated by 47 Pourashavas in Paura-budget of 2013-14 FY and out of total allocation, **Tk 42,948,597.00 (42.95 million)** has been spent from Paura-budget, which is **22%**, to implement PRAP activities during the 2nd quarter 2013-14 FY.

Budget for Operation and Maintenance (O&M):

All Project-Pourashavas have allocated fund for O&M as per UGIAP implementation criteria. In the Poura-budget of 2013-14 FY, **ADB funded 35 Pourashavas** have allocated **Tk. 294,012,238.00 (294.0 million)** which has been increased by **36.89%** from 2012-13 FY's allocation while **Kfw assisted 12 Pourashavas** allocated **Tk. 153,514,003.00 (153.51 million)** which has been increased by **67.96%** from the Previous year's allocation. The total allocation against O&M for 47 Pourashavas is **Tk. 447,526,241.00 (447.52 million)** that increased by **46.17%** from 2012-13 FY's budget.

Computerized Accounting System:

This software is in operation in 47 Pourashavas. Some operational problems with computer hardware were resolved with the intervention of GICD's IT team

Computerized Tax Record system:

This software is running in 47 Pourashavas although the benefit of this system is not fully realized as some of the banks do not receive computerized tax data due to shortage of manpower. A few Pourashavas suffer temporary problems such as non-availability of essential supplies (specifically toner) and poor skill of staffs handling computers

Computerized Trade License and Water Billing System:

Trade License is computerized in 47 Pourashavas..

Regular Interim Tax Assessment:

A total of **38** Pourashavas have been maintaining regular Interim-assessments.

Re-assessments Status:

Reassessments have completely been done in **38** Pourashavas, Remaining **9 Pourashavas** namely **Bhanga, Chandpur, Chowmuhani, Faridpur, Jhenaidaha, Nachol, Satkhira, Chuadanga and Gopalganj** are engaged in reassessment which has been scheduled to be ended on 30th June 2014.

Loan and Repayment:

The loan repayment status says that there are **31** Pourshavas out of 47 have availed loan facilities. At the end of the 2nd quarter, it was found that **Gaibandha PS** has adjusted **100%** loan making full payment of loan amount. **13** Pourashavas (**Brahmanbaria, Bhanga, Bhola, Kurigram, Mymensingh, Narail, Satkhira, Sirajgonj, Sreepur, Chuadanga, Lalmohan, Nilphamari and Patgram**) were found irregular and **18 Pourashavas** out of **31** were regular in payment. *Mentionable that **Kushtia PS** has paid advance installment (up to March 2014).*

Electric Bills:

As per quarterly report of October-December 2013-14 FY, **30** Pourashavas have fully paid electricity bills; **17** Pourashavas did not pay full but payment made partly. Out of 17 PS, **Chandpur** and **Gaibandha** are found as big defaulters. **Gaibandha** Ps did not make any payment till December 2013.

Telephone bills:

As per payment status up to December 2013, **44 Pourashavas** paid 100% telephone bills. Remaining **3 Pourashavas** (**Jhenaidaha, Mymensingh and, Lalmohan**) have found irregular.

Piped-water facility:

There are 35 Pourashavas having own piped water facilities. The average collection efficiency of them were 22.72% at the end of 2nd Quarter 2013-14 FY. Out of 35, 6 Pourashavas' have achieved over 80%. However, 10 Pourashavas' do not have piped-water supply facilities and 2 Pourashavas (Bandarban and Khagrachari) have facilities provided by the DPHE. Total demand of 35 PSs was Tk. 289,223,808.00 (289.2 million) and collection was Tk. 123,477,642.00 (123.48 million). The percent of achieving target is 42.69 in the 2nd quarter of 2013-14 FY

Shop-rent collection:

There are 39 out of 47 Pourashavas have shop-rent facilities. The total demand of these Pourashavas was Tk. 44,569,218.00, and collection was Tk. 2,1407,183.00 (21.4 million). The average efficiency of 39 Pourashavas have found above 48% as of 2nd quarter of 2013-14 FY.

E-Governances:

The GICD Team has assisted keeping functional of Website in all of 47 Pourashavas with other support like website browsing, information searching, and file sharing etc. including support through regular communication over phone. There is a payment related problems with Domain Service Provider and Jamalpur PS. As a result website has become down there.

Training on Softwares:

The IT Specialists have assisted 5 Pourashavas (Parshuram, Gaibandha, Ghorashal, Golapgonj and Sreepur PSs) visiting in persons for making functional of 4 major Software like Municipal Accounting Software, Holding Tax Record Management Software, Trade Silence Management and Water Billing Management Software).

Updated UGIIP-2 website with sufficient information time to time.

Extra Initiatives Undertaken by the Pourashava:

- a) **Mymensingh PS:** A beautification project has been implemented by the Town Planning Unit (TPU) of Mymensingh Paurashava. The project is located near the Notun Bazar and Ganginapar Traffic More of Mymensingh PS. All costs beautification project are borne by the PS. The Pura-dwellers are happy with this attractive spot and make visit to have pleasure time.
- b) **Kakonhat PS:** This PS has assisted for beautification of a mosque and Eidgah providing Tiles with interior decoration at the cost of TK.1438000.00 (9858000.00 + 480000.00) form its own fund.

It has provided short course Agri-based training to 37 female for homestead gardening spending TK. 47,000.00. Presently, 22 trainees are earning TK.3500.00 (average) per month.
- c) **Barguna PS** has provided street lights all over the Pourashava spending TK.2100000.00 from its own fund adding with Project fund TK. 15200000.00 project fund. The PS has also planted trees at different locations for its beautifications spending TK. 300000.00.

It has provided training on sewing/tailoring to two batches (40 in each batch) allocated TK 1300000.00 for the cash and machinery supports including training conduction. It is reported that 22 trainees from 1st batch are earning TK. 4500.00 on average per month.

- d) **Hazigonj PS** has undertaken similar programs providing street lights (sodium) along with major roads (Comilla-Chanpur Road and Comilla Ramgonj Road). It has provided multicolored lights on both sides the Bridge.
- e) **Sreepur PS** has facilitated the railway station by providing seating-benches for the female passengers from PS's own fund.
- f) **Sirajgonj PS:** A Digital Innovation Fair was arranged by District Administration in Sirajganj. 43 Organizations were participated in that Digital Fair. Sirajganj Paurashava was one of them and got the second prize.

This PS project has been implemented a beautification programme by Town Planning Unit (TPU). The project is located near the Eliot Bridge. The total cost of the project is BDT. 2.00 Lakh. The Paura-dwellers are happy with this attractive spot and visit to have pleasure time.

- g) **Nilphamari PS:** Mukti Begum was a helpless patient in Nilphamari Paurashava. She was sick and given treatment with the financial assistance from Paurashava by PRAP Fund. After getting recovery she received another financial assistance from Paurashava PRAP Fund to buy and run a petty shop (Mudi Dokan). Now she is solvent and passing her days with mental peace.

The USA Ambassador Mr. Dan William Mozena and Mrs Mozena visited Nilphamari Paurashava on September 2013. A reception ceremony was arranged for them at Shilpakala (Cultural) Academy of Nilphamari Paurashava. They were honored by Memory Crest from Nilphamari Paurashava.

- h) **Faridpur PS** has assisted constructing Children Park under Public-Private Partnership programme (PPP) program located in Goalcha More of Faridpur PS. Lands for Children Park has been provided by the PS In addition to that, trees have been planted by the PS on the road-divider of Faridpur PS town area. All the costs of the beautification project are borne by the PS.

*However, the progress of UGIAP implementation of 47 Pourashavas under above-stated 6 areas during 2nd quarter (October-December 2013-14 FY) has been depicted in the matrixes of 3 Parts- **Part-A**, **Part-B** and **Part-C**. For this particular quarter, **Part-A** describes the continuous progress of 31 old Pourashavas; **Part B** describes the activities of newly entrant 16 Pourashavas; and **Part-C** describes the administrative issues and rearrangement of the GICD Team during the 2nd quarter of 2013-14 FY.*

Part-A

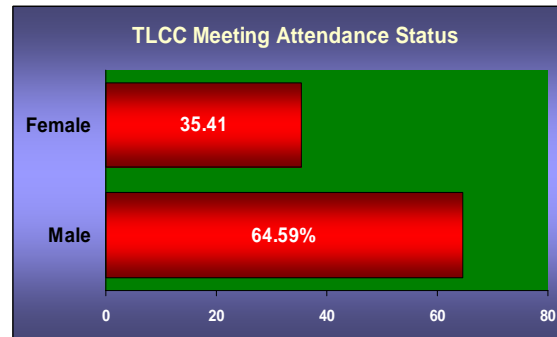
(Quarterly Progress Report of 31 PSs)

With the continuation of the tasks of UGIAP Phase-II, each area of activities performed by 31 PSs in Phase-III is summarized as below:

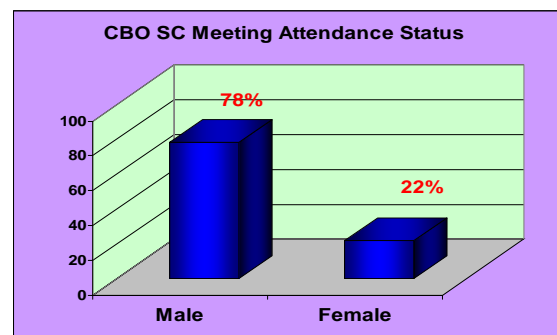
Area of activities 1: Citizens Awareness and Participation

- ✓ **Holding TLCC, WLCC and Other Committees-Meeting:** Regular Quarterly meetings of TLCC and WLCC were conducted in all PSs, minutes were prepared and distributed among the members of TLCC and WLCC. During October-December 2013 quarter other committees' (GRCs, MCCs, CBOs, GCs, Standing Committees) meetings were conducted effectively in all 31 PSs. All of them complied with the required criteria.

A total of **1158** members of TLCC participated in the October-December Quarterly Meeting. Among the total, the number with percentage of male and female attendance is **748 (64.59%)** and **410 (35.41%)** respectively (*Detailed in PART-A: Table-1.1*)

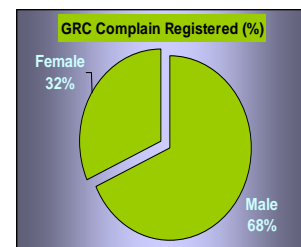
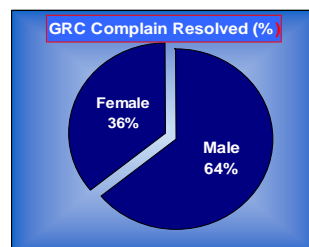


- ✓ **Community-Based Organizations (CBO):** All of 31 CBO Steering Committees conducted regular Monthly and Executive Committee conducted regular Quarterly Meetings. There were **192** Female members and **672** Male members in the **93** CBO SC and **5032 (67%) male** and **2472 (33%) female** members were present in **870** CBO-EC meeting. All 31 PSs allocated fund for CBO from their annual revenue budget, however, only **12** PSs have spent **21%** of allocated fund for CBO activities. (*Detailed in PART-A: Table-1.4*).



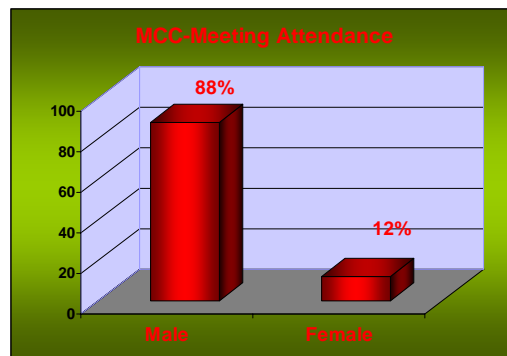
- ✓ **Solid Waste Management by CBOs:** There are **459** out of **1333** Garbage-Vans are found running by CBOs (door-to-door collection) while **207** Vans are running by PSs conservancy section, **667** Vans are kept unused (*Detailed in PART-A: Table-1.4.1*).

- ✓ **Grievance Redress Cell (GRC):** The outcome of the GRC's activities and the impact of Complain Box are found beneficial to all of the complainants. PSs are receiving Grievances on a regular basis. The GRC activity gives a clear forum for people to let their grievances be officially known and PS is assisting resolve complaints. A data bank has been developed by the GICD team on GRC activities. A total of **1201** grievances have been listed in this Quarter. Out of total, **776 (65%)** cases were resolved and **425 (35%)**



complaints were not possible to solve which has been suggested by GRC to appear before the judicial court for legal action (*Detailed in PART-A: Table-1.3*).

- ✓ **Poverty Reduction Action Plan- Steering Committee (PRAP-SC) Meeting:** All of 31 PRAP Steering Committees conducted regular Monthly Meetings. A total of **948** members attended in the meeting in where there were **636 (67%)** male and **312 (33%)** female members.
- ✓ **Mass Communication Cells:** The Standing Committee of MCCs conducted regular meeting and these are functioning well in all 31 PSs. The Committees have been carried out different activities like- distribution of leaflets for payment of holding tax, rickshaw-miking for payment of PS taxes, organizing rallies, campaigning on regular tax payment in the fair, motivation to the people come to the Mosque on different issues, using cable network for messages on different issues like tax payment, waste management, etc and distribution leaflets on solid waste management, making vedio footagem etc. The Mass Communication Cell has been instrumental in strengthening the communication between the PS and the city dwellers. Out of **146** participants in quarterly MCC meeting, **128 (88%)** were male and **18 (12%)** were female (*Detailed in PART-A: Table-1.2*)

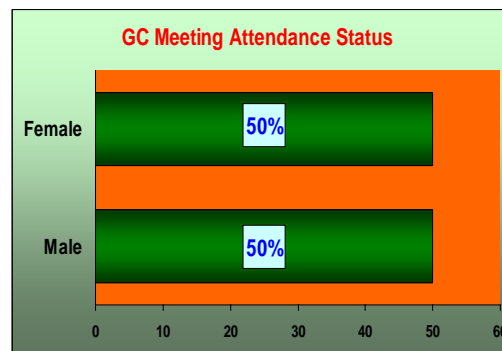


Area of activities 2: Urban planning

- ✓ Urban Town Planning Unit of PS is monitoring the implementation of allocated budget for Operation and Maintenance (O&M) as per guideline of UGIAP Phase-2. Any breaks of fulfilling guideline have been corrected in revised budget in May 2013
- ✓ **Operation & Maintenance (O&M):** Funds for O&M allocated in the poura-budget in **all** against this sector under planning unit (*Detailed in PART-A: Table-2.1*).

Area of activities 3: Women's Participation

- ✓ All PSs have organized their monthly/quarterly GC meetings and sent meeting-minutes to PMO. Implementation of GAP is going on spending allocated fund against the GAP (*Detailed in PART-A: Table-3.1*).
- ✓ Courtyard meeting has been conducted by Gender Committee (GC) on regular basis. Descriptive quarterly reports on gender issues have been submitted to PMO. The regional report also have been compiled and submitted to PMO for further action. In this quarter, equal ratio of of male and female i.e. **50%** male and **50%** female attended in GC meeting. Out of total **606** participants male were **303** and female **303**. The major activities performed by the GC during this quarter were:



GC assisted running adult literacy school, schools for neglected children, preventing child marriage, helping oppressed women and campaigning against eve-teasing;

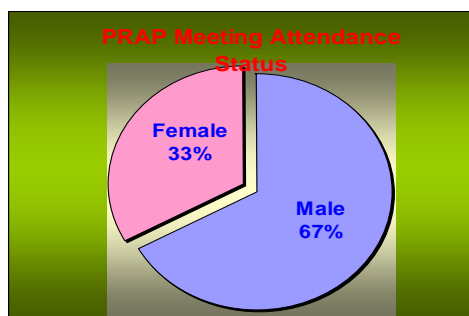
Arranged separate toilet facilities at the railway station and seating arrangement at the park for women; Engaged police in the market place, bus and railway station for women security; Provided awareness training to the women on gender issues, tax and solid waste management; Separated 1 corner with a room as women's' rest and breast feeding for the children in PS Bhaban; Conducted a half-yearly rally on women's' day, Begum-Rokeya day.

Budget for GAP implementation: The total amount of **Tk.87,648,465.00 (87.54 million)** has been allocated by 31 Pourashavas budget of 2013-14 FY and out of total allocation, **Tk 15,423,105.00 (15.42 million)** has been spent, which is **17.6%**, to implement GAP activities during the 2nd quarter 2013-14 FY. (Detailed in PART-A: Table-3.2).

Area of activities 4: Integration of Urban Poor

- ✓ There are 192 slums approved and working. At present **24** PSs SIC are working and getting supports from UGIIP-2. Monthly meeting of PRAP Steering Committees are holding regularly.

The SICs are implementing infrastructural development activities in **24 PSs**. Most of the Chairpersons of SICs are women. It is revealed that their participation in decision-making process is empowering poor and women in particular. Sufficient funds have been allocated and released by PMO already. Approved estimated cost for **172** slums is Tk 25,61,74,526.97. In PRAP SC meeting male attendants were **625 (67%)** and female were **307 (33%)**, (Detailed in PART-A: Table-4.1).



Budget for PRAP implementation: The total amount of **Tk.144,526,257.00 (44.52 million)** has been allocated by 31 Pourashavas in all Project-Pourashava budget of 2013-14 FY and out of total allocation, **Tk 33,719,732.00 (33.72 million)** has been spent, which is **23.33%**, to implement PRAP activities during the 2nd quarter 2013-14 FY. (Detailed in PART-A: Table-4.2 & 4.2.1).

Area of activities 5: Finance Accountability & Sustainability

- ✓ **Computerized Accounting System:** This software is in operation in 28 PSs as on 31 December 2013. Some operational problems with computer hardware were resolved with the intervention of GICD's IT team. Computers of **3 PSs (Jhalokati, Bashurhat and Satkhira)** are out of order that made PSs dysfunctional in preparing accounting report. (Detailed in PART-A: Table-5.1).
- ✓ **Computerized Tax Record System:** This software is running in all 31 PSs. In fact, the benefit of this system is not fully realized as some of the banks do not receive computerized tax data due to shortage of manpower. A few PSs suffer temporary problems such as non-availability of essential supplies (specifically toner) and poor skill of staffs handling computers (Detailed in PART-A: Table-5.2).
- ✓ **Computerized Trade License and Water Billing System:** Trade License has been computerized in all 30 PSs, Bhanga is not functioning well. (Detailed in PART-A: Table-5.3 & 5.4).

- ✓ **Regular Interim Tax Assessment:** A total of **24** PSs have been maintaining regular Interim-assessments. Remaining **7** PSs namely **Bhanga, Chandpur, Chowmuhani, Faridpur, Jhenaidaha, Nachol and Satkhira** do not need to carry out interim assessment as they were engaged in reassessment which was scheduled to end on 30th June 2014 that will be made effective from 2nd October 2014 (*Detailed in PART-A: Table-5.1.1*).
- ✓ **Holding Tax Collection:** In the 2nd Quarter of 2013-14 FY, the collection efficiencies of 31 PSs have found **46.16%**. The collection efficiencies of **2** PSs were above **80%** with impressive leading by **Barguna (92.61%)** and **Golapgonj (85.08%)**, efficiencies of **4 PSs** were between **below 10% and 20%**. The efficiencies rate of remaining **7 PSs** were between **20** and **40%**. The remaining **18 PSs** are with **above 40%** efficiencies. The lowest efficiency found in **Nachol** which is **5.61%** and the highest efficiency found in **Barguna** which is **92.61%**. However, the PSs' efforts have shown impressive achievement attaining required average target of **40%** efficiency at the end of 2nd Quarter of 2013-14 FY (*Detailed in PART-A: Table-5.5 with Figures*).
- ✓ **Non-Tax Revenue Collection:** The collection against demand of non-tax revenue earning of 31 PSs was **TK. 1,003,123,116.00 (1003.12 million)** and requirements based on collection of 2012-13 FY was **TK. 492,904,453.00 (492.9 million)**. However, the collection efficiency is found **49.14%**, which was more than that of the required percentage and amount of 31 PSs. (*Detailed in PART-A: Table-5.6 with Figures*).
- ✓ **Re-assessments Status:** Reassessments have completely been done in **24** PSs. In **7** PSs namely, **Bhanga, Chandpur, Chowmuhani, Faridpur, Jhenaidaha, Nachol and Satkhira**, reassessment have been carrying out which will be made effective from 2014-15 FY i.e from 1st July 2014. (*Detailed in PART-A: Table-5.7*).
- ✓ **Loan and Repayment:** There are **21** Pourshavas have availed loan facilities; at the end of the 2nd quarter (October-December 2013-14 FY), **13** of them have made regular payments up to October 2013. However, **9 PSs (Brahmanbaria, Bhanga, Bhola, Kurigram, Mymensingh, Narail, Satkhira, Sirajgonj and Sreepur)** are not regular. **10 PSs** did not availed any loans (*Detailed in PART-A: Table-5.8*).
- ✓ **Electric Bills:** As per quarterly report of October-December 2013-14 FY, **20 PSs** have made full payment of electricity bills; **11** PSs did not pay full but partly. The big amount remained unpaid by **Chandpur (Tk. 15,392,635.00)** and **Gaibandha (Tk. 6,255,603.00)**. (*Detailed in PART-A: Table-5.9*).
- ✓ **Telephone bills:** Payment status up to December 2013 of all of 29 PSs is found good with full payment while **2 PSs (Jhenaidaha and Mymensingh)** are found irregular in making payment of electricity bills (*Detailed in PART-A: Table-5.10*).
- ✓ **Piped-water facility:** There are **25** PSs having piped water facilities with a demand of **Tk. 220,215,600.00 (220.22 million)** and collection of **Tk. 84,657,322.00 (84.66 million)**. The efficiency is **38.44%** at the end of 2nd Quarter 2013-14 FY. However, **6 PSs** do not have piped-water supply facilities (*Detailed in PART-A: Table-5.12*).
- ✓ **Shop-rent collection:** There are **26** out of 31 PSs have shop-rent facilities. The total demand of them was **Tk. 32,567,894.00 (32.6 million)**, and collection was **Tk. 14,550,807.00 (14.5 million)**. The efficiency of 25 PSs is found above **44.68%** as of 2nd quarter of 2013-14 FY. (*Detailed in PART-A: Table-5.13*).

Area of activities 6: Administrative Transparency:

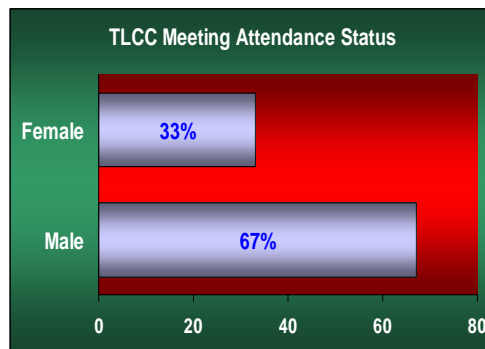
- ✓ **E-Governances:** The GICD Team has assisted keeping functional of Website in 30 PSs with other support like website browsing, information searching, file sharing etc. including support through regular communication over phone. Domain registration charge is not paid by Jamalpur PS to the Domain service provider (hosting company), that is why, website of **Jamalpur PS** is temporarily down.
- ✓ **Training on Software's:** The IT Specialists have assisted **5 PSs** visiting to **Gaibandha (7.11.2013), Sreepur (14.11.2013), Ghorashal (23.11.2013), Parshuram (26.12.2013) and Golapgonj (25.11.2013)** for making functional of 4 major Software like Municipal Accounting Software, Holding Tax Record Management Software, Trade license Management and Water Billing Management Software).
- ✓ Updated UGIIP-2 website with sufficient information time to time

Part-B

(Quarterly Progress Report of Newly entrant 16 PSs)

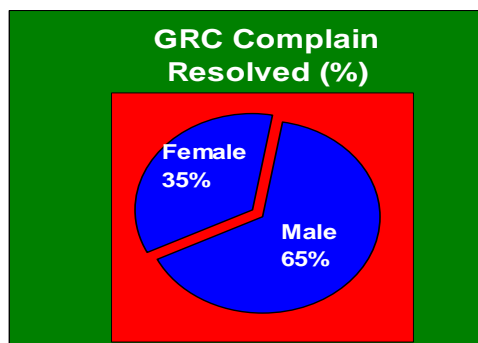
Area of activities 1: Citizens Awareness and Participation

- ✓ **Existing status on WLCC and TLCC:** All of 16 PSs have conducted Quarterly meeting in the month of December following revised guideline. Assistance was given to these PSs to comply with the UGIAP Phase-III criteria in holding Quarterly meeting Together with the progress of UGIAP implementation activities, major activities during October-December 2013 quarter were: successfully holding of WLCCs, TLCCs, GRCs, MCCs, CBOs, GCs, Standing Committees' regular monthly and quarterly meetings in all 16 PSs. All of them complied with the required criteria. A total of **625** members of TLCC participated in the October-December Quarterly Meeting. Among the total, the number and percentage of male and female attendance were **419 (67%)** and **206 (33%)** respectively (Detailed in PART-B: Table-1.1).

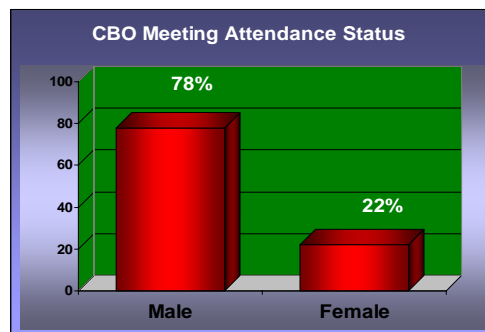


- **Citizens Charter:** The CCs have been prepared and approved by 16 out of 16 PSs.

- **Grievance Redress Cell (GRC):** The GRCs have been formed in **16** PSs. Similar status found in placing the Complain-Box (CB); **16** PSs have placed CB in Poura-building. Grievances submission is the regular phenomenon of Pourashavas. A total of **782** grievances have been registered in this Quarter. Out of total, **77%** cases were resolved and **23%** complaints were not possible to solve which has been suggested by GRC to appear before the judicial court for legal action (Detailed in PART-B: Table-1.6 & 1.8).



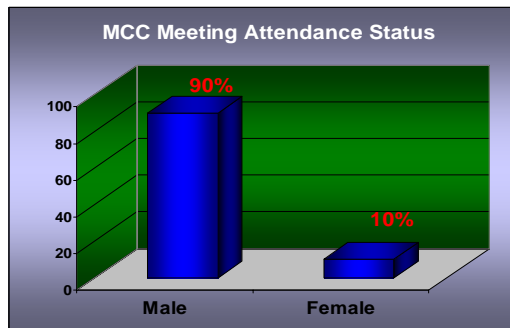
- ✓ **Community-Based Organizations (CBO):** CBO Executive Committee formed in 16 PSs. CBO Steering Committee formed in **11** (Dhanbari, Khargachari, Chuadanga, Kushtia, Patgram, Nilphamari, Kakonhat, Hajigonj, Gopalganj, Bandarban and Pabna) PSs. Out of **160** CBOs in **16** PSs, quarterly meetings have been held by **9** PSs. In this quarter **236** male and **59** female in CBO SC meeting and **359** male and **203** female in CBO EC meeting were present. It is to be noteworthy that formation of CBO SC and CBO EC and holding meeting of these committees have been borne by the PSs from their own fund (Detailed in PART-B: Table-4.2).



- ✓ **Poverty Reduction Action Plan- Steering Committee (PRAP-SC) Meeting:** All of 31 PRAP Steering Committees conducted regular Monthly Meetings. A total of **518**

members attended in the meeting in where there were **666 (71%)** male and **151 (29%)** female members.

- **Mass Communication Cell (MCC):** The MCCs have been formed in **16** PSs within this quarter and accordingly activated. MCCs of all 16 PSs are holding regular meeting. A total of **81** members of MCC participated in the quarterly meeting. Among the total, the percentage of male and female attendance is **73** and **8** respectively. (Detailed in PART-B: Table-1.2). The Committees have been carried out different activities such as distribution of leaflets for payment of holding tax; rickshaw-miking for payment of PS taxes, campaigning on regular tax payment in the fair; motivation to the people come to the Mosque on different issues; using cable network for messages on different issues like tax payment; waste management, etc. and distribution leaflets on solid waste management, making video footages etc. The Mass Communication Cell has been instrumental in strengthening the communication between the PS and the city dwellers.



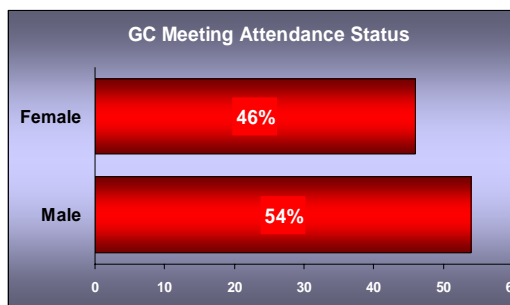
Area of activities 2: Urban planning

- **Poura-budget:** All of **16** PSs prepared budget for 2013-14 FY and published as usual. Since the PSs did not comply with the UGIAP's required criteria keeping required allocation for O&M in the budget, these PSs included the same in their revised budget in May 2013.
- **Operation & Maintenance (O&M):** Funds for O&M allocated in the poura-budget in **all** against this sector under planning unit (Detailed in PART-B: Table-2.1).

Area of activities 3: Women's Participation

- **Gender Committee (GC):** The GCs are formed in **16** PSs and accordingly activated. Fund for GAP has been allocated and Gender Action Plan (GAP) have been prepared in all of **16** PSs. (Detailed in PART-B: Table-3.1 & 3.2).

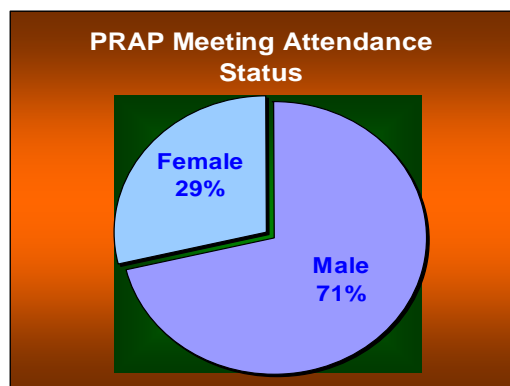
In the GC meeting there were **320** participants attended of which 168 (**53%**) were male **152 (47%)** female in this quarter. The main activities such as, training on goat & cow rearing, Sewing, Boutique and computer operation; scholarship to poor girl students, financial assistance to destitute women, health and sanitation support to poor women including separate toilet facilities in Children park, bus & rail station, etc. have been done by the PSs during this quarter.



Budget for GAP implementation: The total amount of **Tk.25,177,154.00 (25.18 million)** has been allocated by **16 Pourashavas** budget of 2013-14 FY and out of total allocation, **Tk 6,736,800.00 (6.74 million)** has been spent which is **26.76%**, to implement GAP activities during the 2nd quarter 2013-14 FY. (Detailed in PART-A: Table-3.2)

Area of activities 4: Integration of Urban Poor

- **Urban Poor:** There were **239 Slums** in 159 Wards initially identified by all of **16 PSs**. Poverty Reduction Action Plan (PRAP) have been prepared for all 16 Paurashavas. Fund for PRAP has been allocated in **16 PSs** from their own source, which has been included in the revised budget in this quarter. At present, SICs of Chuadanga Pourashava are getting financial support amounted to **Tk. 4,953,950.00 (4.95 million)** from PMO and these are working well (*Detailed in PART-B: Table-4.1*).



Budget for PRAP implementation: The total amount of **Tk.49,826,553.00 (49.82 million)** has been allocated by **16 Pourashavas** in all Project-Pourashava budget of 2013-14 FY and out of total allocation, **Tk 9229265.00 (9.22 million)** has been spent, which is **18.52%**, to implement PRAP activities during the 2nd quarter 2013-14 FY. (*Detailed in PART-A: Table-4.2*).

Area of activities 5: Finance Accountability & Sustainability

- **Computerized Accounting System:** This software is in operation in 15 PSs. Computers of **1 PS (Bashurhat)** is out of order that made PSs dysfunctional in preparing accounting report. Some operational problems with computer hardware were resolved with the intervention of the GICD's IT team (*Detailed in PART-B: Table-5.1*).
- **Computerized tax record system:** It is running in all Project-PSs. A few PSs are suffering from temporary problems such as non-availability of essential supplies (specifically toner) and poor skilled handling computers (*Detailed in PART-B: Table-5.2*).
- **Computerized Trade License and Water Billing System:** Trade License is computerized in 16 PSs. There is no water billing system in 6 PSs (**Bandaban, Bashurhat, Dhanbari, Kakonhat, Khagrachari and Patgram**) (*Detailed in PART-B: Table-5.3 & 5.4*).
- **Regular Interim Tax Assessment:** Interim assessments are regular in **14 PSs**.
- **Holding Tax Collection:** The collection of **16 PSs** was **49.49%**. Efficiency of **5 PSs** are of below **40%** and **11 PSs** are of above **40%** found at the end of the 2nd Quarter 2013-14 FY with remarkable progress achieved by **Kushtia (68.92%)**. There are **5 PSs - Bandarban (34.71%), Dhanbari (20.41%), Lalmohan (35.03%), Madaripur (36.33%) and Madhobpur (32.17%)** with efficiency between **20% and 40%**. (*Detailed in PART-B: Table-5.5*).
- **Non-Tax Revenue Collection:** The collection against demand of non-tax revenue earning of 16 PSs was **Tk. 401,824,042.00 (401.82 million)** and requirements based on collection of 2012-13 FY was **Tk. 147,695,546.00 (147.6 million)**. The collection efficiency is found **36.76%**. However, the PSs are in slow progress that found during 2nd Quarter of 2013-14 FY. (*Detailed in PART-B: Table-5.6*).
- **Re-assessments Status:** Out of 16 PSs, reassessments have completely been done in **14 PSs** earlier. **Chuaganga and Gopalganj PSs** have been carrying out reassessment which will be made effective from 2014-15 FY i.e from 1st July 2014 (*Detailed in PART-B: Table-5.7*).

- **Loan and Repayment:** There are **11** Pourshavas out 16 have availed loan facilities from BMDF; **12** of them are regular in repayment installments, **4** PS (**Chuadanga Lalmohan, Nilphamari and Patgram**) is irregular. (*Detailed in PART-B: Table-5.8*).
- **Telephone Bill Payment:** The payment against Telephone is found regular in all **15 PSs** There is only **1 PS (Lalmohan-Tk.2,506.00)** that was not regular in this quarter (*Detailed in PART-B: Table-5.9*
- **Electricity Bill Payment:** As per quarterly report of October-December 2013-14 **FY 10 PSs** are regular in payment, remaining **6 PSs (Bandarban, Khagrachari, Lalmohan, Nilphamari, Pabna and Patuakhali)** are found irregular as per payment report sent to PMO. **Patuakhali Ps** is with big amount of **TK. 3,493,879.00 (3.5 million)** remained unpaid (*Detailed in PART-B: Table-5.10*).
- **Shop-rent Collection:** There are **14** out of 16 PSs have shop-rent facilities. The total demand of **14 PSs** was **TK. 12,001,324.00 (12.0 million)** and collection was **TK. 6,856,376.00 (6.85 million)**. The efficiency became over **57.13%** at the end of the Quarter. (*Detailed in PART-B: Table-5.13*).
- **Piped-water facility:** There are **12** PSs having piped water facilities of which 2 PSs having facilities from DPHE. The demand of **10 PSs** was **Tk. 69,008,208.00 (69.0 million)** and collection was **Tk. 38,820,320.00 (38.82 million)**. The collection efficiency of **10 PSs was 56.25% %** at the end of 2nd Quarter 2013-14 FY. However, **4 PSs'** do not have piped-water supply facilities (*Detailed in PART-A: Table-5.12*).

Area of activities 6: Administrative Transparency:

- ✓ **E-Governance:** The GICD Team has assisted opening Website in all 16 PSs. The support from GICD such as website browsing, information searching, file sharing etc are on going. (*Detailed in PART-B: Table-6.1*).
- ✓ **Training on Software:** The IT Specialists have assisted **1 PSs** visiting to **Pabna (7.10.2013)** for making functional of 4 major Software like Municipal Accounting Software, Holding Tax Record Management Software and Trade License Management).

PART-A & B.1: At a Glance Quarterly Progress Report of (31+16) 47 PSs (October-December, 2013-14 FY) on the implementation of UGIAP Phase-III Activities:

Sl. No.	Area, Activities & Tasks	31 PSs			16 PSs			Action by, Responsible person & Remarks
		Target	Completed	% of Achievement	Target	Completed	% of Achievement	
1	Citizen Awareness & Participation							
1.1	Town Level Coordination Committee (TLCC) and Ward Level Coordination Committee (WLCC)	31	31	100	16	16	100	Mayor, Secretary (Complied)
	Reform TLCC & WLCC as per guidelines.	2	2	100	1	1	100	Mayor, Secretary : (TLCC reformed in all PSs)
1.2	Community Based Organization (CBO) Ensure budget allocation for CBO and prepare quarterly minutes	31	31	100	16	16	100	Mayor, Sec, GICD Consultants: (16 PSs have formed committees)
1.3	Citizen Charter (CC)	31	31	100	1	1	100	Mayor, Sec, Engr (CC displayed in all PSs)
	CC published in Booklet form	31	31	100	13	13	100	CC published in all targeted PSs.
1.4	Citizen Report Card (CRC)	31	31	100	16	16	100	Complied
	CRC Survey-committee formed	31	31	100	16	16	100	Sec, Facilitator, PMO (Complied)
	Conduct CRC and disclose the results for public awareness	31	31	100	16	16	100	Secretary, Facilitator, PMO: (Complied)
1.5	Grievance Redress Cell (GRC)	31	31	100	16	16	100	Mayor, Secretary (Complied)
	Placement of statement on grievance in the monthly meeting and TLCC Meeting	31	31	100	16	16	100	Mayor, PMO, GICD Consultants (Additional inputs required for making more effective).
1.6	Annual PS Budget	31	31	100	16	16	100	Mayor, Secretary (Complied)
	Budget proposal are disclosed for public view as well discussed in TLCC meetings	31	31	100	16	16	100	Mayor, Secretary (Complied)
	Revised budget preparation	31	31	100	16	16	100	Revised budget prepared to consider allocation against PRAP, O&M and GAP implementation.
1.7	Mass Communication Cell (MCC): Implement the annual campaigns	31	31	100	16	16	100	Mayor, Councilors, poura-staff (Complied)
2	Urban Planning							
2.1	Annual O&M plan, including pertinent budget requirement	31	31	100	16	16	100	Mayor, Sec, Engr, TP & Facilitator (Complied)
	Minimum 5% increase over that of previous year	31	31	100	16	16	100	Mayor, Sec, Engr, TP & Facilitator (Complied)
3	Women's Participation							
3.1	Gender Action Plan (GAP)	31	31	100	16	16	100	Mayor, PMO
	Budget allocation and implementation for GAP	31	31	100	16	16	100	Mayor, Secretary & Facilitator (Complied)

4 Integration of the Urban Poor								
4.1	Slum Improvement Committees (SICs)	23	23	100	10	1	10	SIC formed only in Chuadanga
	SICs are functional	23	23	100	10	1	10	172 SICs are functional in old PSs and 4 SICs in Chuadanga PS
4.2	Budget allocation for PRAP & its implementation	31	31	100	16	16	100	Mayor, Secretary, SDO & Facilitator (Will be included in revised budget)
	Minimum 5% of PS's revenue budget allocation for PRAP	31	31	100	16	16	100	Mayor, Sec, Engr, TP & Facilitator (Will be included in revised budget)
5 Financial Accountability and Sustainability								
5.1	Computerized accounting system and computer generated accounting reports	31	31	100	16	16	100	GICD IT Team (Compiled)
	Prepare updated computer generated accounting reports	31	31	100	16	16	100	GICD IT Team (Not Compiled in Sreepur PS)
5.2	Computerized tax-record system and computer-generated billing reports.	31	31	100	16	16	100	GICD IT Team (Compiled)
	Prepare updated computer generated monthly Tax reports	31	31	100	16	16	100	GICD IT Team (Compiled)
5.3	Preparation of Financial statements and carrying out audit of the poura account.	31	31	100	16	16	100	GICD IT Team (Compiled)
5.4	Regular reassessment & carrying out Interim tax assessment & consequent increased in collection.	31	31	100	16	16	100	Mayor, Secretary (Compiled)
	Collection efficiency of at least 80%	31	31	100	16	16	100	Old: Efficiencies of of 31 PSs are 46.16% New: Efficiency of 16 PSs are over 49.49%
5.5	Non-tax own revenue source management (Update non tax rates in conformity with inflation rate)	31	21	68	16	16	100	Old: Collection 492.9 million against Demand 1003.12 million. Achievement 49.14% New: Collection 147.6 million against Demand 401.82 million with efficiency of 36.73%
5.6	Repayment/servicing of all due debts to GoB & other entities	23	23	100	11	11	100	Complied
	Loan repayment status	23	23	100	10	10	100	Complied
5.7	Settlement of outstanding bills, especially for services (power & telephone, etc) by GoB and other agencies	31	31	100	16	16	94	Complied
	Payment of electricity & telephone bill regularly	31	20	65	16	10	60	Mayor, Secretary
5.8	Computerization and Collection of water bill	25	25	100	10	10	100	Old: 25 PSs have Water supply facilities. Collection efficiency of 25 PSs is 38.58%. New: 10 PSs have Water supply facilities. Collection efficiency of 10 PSs is 56.25%
	Water billing shall be computerized	24	24	100	10	10	100	Complied (GICD IT Team)
6 Administrative Transparency								
6.1	Participation of target personnel in training programs	31	31	100	16	16	100	Mayor, PMO (Complied)
	Participation on IEC Materials Study Program	31	6	19	16	0	0	Mayor, Secretary, PMO (Complied)
6.2	Progress Report on UGIAP implementation and other activities	31	31	100	16	16	100	Mayor, Secretary (Complied)
	Progress Report submitted to PMO at	31	31	100	16	16	100	Mayor, Secretary

	schedule time							(Compiled)
6.3	PS Standing Committees & their associated activities	31	31	100	16	16	100	Mayor, Secretary (Compiled)
	Standing Committees remain fully functional	31	31	100	16	16	100	Mayor, Secretary (Compiled)
6.4	Evaluation and monitoring by regional LGED on progress and quality of physical works	31	31	100	16	16	100	Mayor, Secretary, SE (LGED)
	PSs' initiated to conduct such activities by LGED	31	31	100	16	16	100	Mayor, Secretary, SE (LGED)
6.5	Activities for e-governance initiated	31	31	100	16	16	100	Mayor, Secretary (Compiled)
	PSs' individual websites designed & operational	31	29	94	16	15	94	XEN & Secretary (Compiled)

PART-A & B.2: Work Plan for the next Quarter (January-March 2013- 2014 FY) on the implementation of UGIAP Phase-III Activities:

Sl. No.	Area, Activities & Tasks	31 PSs			16 PSs			Action by, Responsible person & Remarks
		Target	Completed	% of Achievement	Target	Completed	% of Achievement	
1	Citizen Awareness & Participation							
1.1	Town Level Coordination Committee (TLCC) and Ward Level Coordination Committee (WLCC)	31			16			Mayor, Secretary (Complied)
	Reform TLCC & WLCC as per guidelines.							Mayor, Secretary (Complied)
1.2	Community Based Organization (CBO) Ensure budget allocation for CBO and prepare quarterly minutes	31			16			Mayor, Sec, GICD Consultants: (16 PSs have formed committees)
1.3	Citizen Charter (CC)							Mayor, Secretary (Complied)
	CC published in Booklet form							Mayor, Secretary (Complied)
1.4	Citizen Report Card (CRC)							Complied
	CRC Survey-committee formed							Sec, Facilitator, PMO (Complied)
	Conduct CRC and disclose the results for public awareness							Secretary, Facilitator, PMO: (Complied)
1.5	Grievance Redress Cell (GRC)	31			16			Mayor, Secretary (Complied)
	Placement of statement on grievance in the monthly meeting and TLCC Meeting	31			16			Mayor, PMO, GICD Consultants (Additional inputs required for making more effective).
1.6	Annual PS Budget							Mayor, Secretary (Complied)

		Budget proposal are disclosed for public view as well discussed in TLCC meetings						Mayor, Secretary (Complied)
		Revised budget preparation						Revised budget prepared to consider allocation against PRAP, O&M and GAP implementation.
1.7		Mass Communication Cell (MCC): Implement the annual campaigns	31			16		Mayor, Councilors, poura-staff (Complied)
2 Urban Planning								
2.1		Annual O&M plan, including pertinent budget requirement	31			16		Mayor, Sec, Engr, TP & Facilitator (Complied)
		Minimum 5% increase over that of previous year						Mayor, Sec, Engr, TP & Facilitator (Complied)
3 Women's Participation								
3.1		Gender Action Plan (GAP)	31			16		Mayor, PMO
		Budget allocation and implementation for GAP	31			16		Mayor, Secretary & Facilitator (Complied)
4 Integration of the Urban Poor								
4.1		Slum Improvement Committees (SICs)						
		SICs are functional	23			1		(Complied) SDO, Facilitators (Faridpur and Satkhira)
4.2		Budget allocation for PRAP & its implementation	31			16		Mayor, Secretary, SDO & Facilitator (Will be included in revised budget)
		Minimum 5% of PS's revenue budget allocation for PRAP						
5 Financial Accountability and Sustainability								
5.1		Computerized accounting system and computer generated accounting reports	30			16		GICD IT Team (Complied)
		Prepare updated computer generated accounting reports	31			16		GICD IT Team (Not Complied in Sreepur PS)
5.2		Computerized tax-record system and computer-generated billing reports.	31			16		GICD IT Team (Complied)
		Prepare updated computer generated monthly Tax reports	31			16		GICD IT Team (Complied)
5.3		Preparation of Financial statements and carrying out audit of the poura account.	31			16		GICD IT Team (Complied)
5.4		Regular reassessment & carrying out Interim tax assessment & consequent increased in collection.	31			16		Mayor, Secretary (Complied)
		Collection efficiency of at least 80%	31			16		
5.5		Non-tax own revenue source management (Update non tax rates in conformity with inflation rate)	31			16		
5.6		Repayment/servicing of all due debts to GoB & other entities	23			11		Complied
		Loan repayment status	23			10		
5.7		Settlement of outstanding bills, especially for services (power & telephone, etc) by GoB and other agencies	31			16		
		Payment of electricity & telephone bill	31			16		

	regularly						
5.8	Computerization and Collection of water bill	25			10		
	Water billing shall be computerized	24			10		
6	Administrative Transparency						
6.1	Participation of target personnel in training programs	31			16		Mayor, PMO (Complied)
	Participation on IEC Materials Study Program	31			16		Mayor, Secretary, PMO (Complied in Sreemongal, Chandpur, Jamalpur, Faridpur, Jhalokati and Natore)
6.2	Progress Report on UGIAP implementation and other activities	31			16		
	Progress Report submitted to PMO at schedule time	31			16		
6.3	PS Standing Committees & their associated activities	31			16		
	Standing Committees remain fully functional	31			16		
6.4	Evaluation and monitoring by regional LGED on progress and quality of physical works	31			16		
	PSSs' initiated to conduct such activities by LGED	31			16		
6.5	Activities for e-governance initiated	31			16		
	PSSs' individual websites designed & operational	31			16		XEN & Secratery (Complied)

PART-A

(Quarterly Progress Report in Detail of 31 PSs)

Activities and Tasks

In achieving the UGIAP phase-III targets, the PSs have been carrying out series of activities by the assistance of GICD team. The whole process of implementation under 6 key areas has been divided into 24 activities and 47 tasks. The GICD consultant team, as per scope of works and the implementation guideline, is assisting to the PSs in implementing UGIAP Phase III activities maintaining quality simultaneously with achieving the quantitative target.

Quarterly Progress

The quarterly progress of 31 PSs on the implementation of UGIAP Phase-III activities has been taskwise detailed with identifying problems that remarked accordingly. The activities done in Phase-II that had complied with the required criteria of UGIAP-II, have kept as it is to show the achievements. The progress of areawise activities for the quarter of October-December 2013 has been summarized in matrix-forms that reported here in the following Tables:

Town-Level Coordination Committee (TLCC) and Ward-Level Coordination Committee (WLCC)

All of 31 TLCC and WLCC conducted quarterly meeting and reviewed the progress of the decision of previous meeting. Minutes of the meeting prepared and sent them to PMO through quarterly report. A total of **1158** members of TLCC participated in the quarterly meeting. Among the total, the percentage of male and female attendance is **748 (64.59%)** and **410 (33.41%)** respectively. The following Table shows the dates of holding the meetings with the number with percentage of male and female participated in the quarterly meeting:

PART-A: Table-1.1: Quarterly Status of TLCC Meeting

Sl. No	Region	Name of Paurashava	Meeting Date of TLCC Committee	Male	Female	Total
1	Dhaka	Gorashal	23.12.2013	23	8	31
2		Munshigonj	23.12.2013	19	18	37
3		Bhanga	23.12.2013	29	10	39
4		Faridpur	11.12.2013	26	15	41
5		Sreepur	23.12.2013	17	13	30
6		Mymensingh	30.12.2013	15	13	28
7		Jamalpur	26.12.2013	17	14	31
8		Mirzapur	30.12.2013	23	10	33
9	Comilla	Noakhali	30.12.2013	23	12	35
10		Chandpur	17.12.2013	33	9	42
11		Cox's Bazar	30.12.2013	27	11	38
12		Bramanbaria	15.12.2013	36	8	44
13		Chowmohoni	30.12.2013	24	12	36
14		Parshuram	26.12.2013	23	12	35
15	Jessore	Satkhira	09.12.13	22	14	36
16		Jhenaidah	31.12.13	28	13	41
17		Narail	23.12.13	30	14	44
18		Benapole	31.12.13	27	18	45
19	Barisal	Bhola	24.12.13	21	14	35
20		Barguna	30.12.13	23	16	39
21		Jhalokathi	30.12.13	25	13	38
22		Kalapara	29.12.13	22	17	40
23	Rangpur	Takurgaon	23.12.13	28	17	45
24		Kurigram	26.12.13	25	11	36
25		Gaibandha	31.12.13	31	15	46
26		Sirajgonj	23.12.13	26	11	37
27		Natore	23.12.13	22	17	39
28		Nachol	30.12.13	23	17	40
29	Sylhet	Sreemongol	15.12.2013	18	13	31
30		Sunamganj	29.12.2013	23	12	35
31		Golapgonj	29.12.2013	19	13	32
Total male-female participants				748	410	1158
Percentage of Male-Female attendance:				64.59	35.41	100

Quarterly Status of Mass Communication Cell (MCC) Standing Committee Meeting

Mass Communication Cells are functioning well in 31 PSs. It has been carried out different activities like distribution of leaflets for payment of holding tax, rickshaw-milking for payment of PS taxes, campaigning to the people come to the Mosque to motivate people on tax payment, using cable network for messages on different issues like tax payment, waste management, etc and distribution leaflets on solid waste management. The Mass Communication Cell has been instrumental in strengthening the communication between the PS and the city dwellers. The Standing Committee has conducted meeting in where it prepared annual plan for the activities to be carried throughout the year.

PART-A: Table-1.2: MCC Meeting and Participants

Sl. No	Region	Paurashava	Meeting Date of MCC	Male	Female	Total
1	Dhaka	Faridpur	8.12.2013	6	1	7
2		Gorashal	23.12.2013	4	1	5
3		Munshigonj	12.12.2013	4	1	5
4		Bhanga	20.12.2013	4	0	4
5		Sreepur	11.12.2013	3	1	4
6		Mymensingh	24.12.2013	5	0	5
7		Jamalpur	10.10.2013	5	2	7
8		Mirzapur	18.12.2013	4	1	5
9	Comilla	Noakhali	26.12.2013	5	0	5
10		Chandpur	8.12.2013	4	0	4
11		Cox's Bazar	0	0	0	0
12		Bramanbaria	13.11.2013	5	0	5
13		Chowmohoni	23.12.2013	3	1	4
14		Parshuram	5.12.2013	4	1	5
15	Jessore	Satkhira	18.12.13	5	0	5
16		Jhenaidah	22.12.13	4	1	5
17		Narail	21.12.13	2	2	4
18		Benapole	25.12.13	5	0	5
19	Barisal	Bhola	23.12.13	5	0	5
20		Barguna	24.12.13	5	2	7
21		Jhalokathi	25.12.13	5	0	5
22		Kalapara	29.12.13	4	1	5
23	Rangpur	Takurgaon	15.12.13	4	1	5
24		Kurigram	22.12.13	5	0	5
25		Gaibandha	17.12.13	4	0	4
26		Sirajgonj	19.12.13	4	0	4
27		Natore	17.12.13	5	0	5
28		Nachol	24.12.13	4	1	5
29	Sylhet	Sreemongol	26.12.2013	6	1	7
30		Sunamganj	24.12.2013	5	0	5
31		Golapgonj	0	0	0	0
Total				128	18	146
% of Total				87.68	12.33	100

PART-A: Table-1.3: Quarterly Status of GRC's activities (October-December 2013)

Sl	Region	Pourashava	October						November						December						Total (October-December 2013)					
			Complain registered		Complain resolved		Complain unresolved		Complain registered		Complain resolved		Complain unresolved		Complain registered		Complain resolved		Complain unresolved		Complain registered		Complain resolved		Complain unresolved	
			M	F	M	F	M	F	M	F	M	F	M	F	M	F	M	F	M	F	M	F	M	F	M	F
1	Dhaka	Faridpur	7	2	5	2	2	0	10	6	8	5	2	1	10	5	8	5	2	0	27	13	21	12	6	1
2		Gorashal	9	4	5	2	4	2	10	6	5	2	5	4	8	4	5	2	3	2	27	14	15	6	12	8
3		Munshigonj	2	2	0	0	2	2	2	0	0	0	2	0	1	0	0	0	1	0	5	2	0	0	5	2
4		Bhangha	5	3	5	3	0	0	9	0	9	0	0	0	6	4	6	4	0	0	20	7	20	7	0	0
5		Mymensingh	4	0	0	0	4	0	4	1	0	0	4	1	4	0	00	0	4	0	12	1	0	0	12	1
6		Sreepur	5	2	0	0	5	2	2	1	0	1	2	0	7	3	2	0	7	3	14	6	0	1	14	5
7		Mirzapur	0	0	0	0	0	0	0	0	0	0	0	0	2	0	0	0	0	0	2	0	2	0	0	0
180		Jamalpur	2	1	0	0	2	1	10	1	0	0	10	1	8	3		0	8	3	20	5	0	0	20	5
9	Comilla	Noakhali	10	6	6	4	4	2	8	7	6	3	2	4	4	3	2	2	2	1	22	16	14	9	8	7
10		Chandpur	76	27	43	21	33	6	68	31	34	14	34	17	85	19	85	19	0	0	229	77	162	74	67	3
11		Cox's Bazar	5	2	3	2	2	0	3	3	3	3	0	0	8	2	4	1	4	1	16	7	10	6	6	1
12		Chowmohoni	8	3	0	0	8	3	9	6	0	2	9	4	9	3	0	0	9	3	26	12	0	2	26	10
13		Parshuram	2	3	0	1	2	2	1	2	1	1	0	1	2	0	0	0	2	0	5	5	1	2	4	3
14	Jessore	Satkhira	9	2	9	2	0	0	10	3	10	3	0	0	11	4	11	4	0	0	30	9	30	9	0	0
15		Jhenaidah	10	9	9	8	1	1	14	11	12	10	2	1	39	32	35	30	4	2	63	52	56	48	7	4
16		Narail	13	3	11	3	2	0	13	4	10	3	3	1	20	3	17	3	3	0	46	10	38	8	8	2
17		Benapole	7	6	7	6	0	0	9	8	8	8	1	0	7	7	7	7	0	0	23	21	22	21	1	0
18	Barisal	Bhola	0	0	0	0	0	0	2	0	1	0	1	0	3	0	1	0	2	0	5	0	2	0	3	0
19		Barguna	8	6	4	3	4	3	7	4	3	3	4	1	5	5	4	3	1	2	20	15	11	9	9	6
20		Jhalakathi	22	5	6	0	16	5	17	13	3	5	14	8	28	12	5	0	23	12	67	30	14	5	53	25
21		Kalapara	9	1	2	0	7	1	7	4	3	2	4	2	6	0	4	0	2	0	22	5	9	2	13	3
22	Rangpur	Thakurgoan	2	3	2	2	0	1	2	4	1	3	1	1	4	3	2	2	2	1	8	10	5	7	3	3
23		Kurigram	0	0	0	0	0	0	4	0	0	0	4	0	4	0	0	4	0	8	0	0	0	8	0	0
24		Gaibandha	5	1	4	1	1	0	3	0	2	0	1	0	2	0	1	0	1	0	10	1	7	1	3	0
125		Sirajgong	2	1	2	1	0	0	2	1	2	1	0	0	4	1	4	1	0	0	8	3	8	3	0	0
26		Natore	6	4	4	3	2	1	3	4	3	2	0	2	2	4	1	3	1	1	11	12	9	8	2	4
027		Nachol	0	1	0	1	0	0	0	0	0	0	0	0	2	3	1	2	1	1	2	4	2	3	0	1
28	Sylhet	Sreemangal	2	0	2	0	0	0	1	1	1	1	0	0	9	3	9	3	0	0	12	4	12	4	0	0
29		Sunamganj	3	1	2	1	1	0	3	1	2	1	1	0	2	1	2	1	0	0	8	3	6	3	2	0
30		Golapgonj	2	2	1	1	1	1	1	0	1	0	0	0	1	0	0	0	1	0	4	2	2	1	2	1
31		Bramanbaria	15	12	8	9	7	3	14	18	6	17	8	1	11	13	3	4	8	9	40	43	17	30	23	13
		Total	250	112	140	76	110	36	248	140	134	90	114	50	314	137	219	96	95	41	812	389	495	281	317	108
		% of Total	69	31	39	21	30	10	64	36	35	23	29	13	70	30	49	21	21	9	68	32	41	23	27	9

PART-A: Table-1.4: Quarterly Status of CBO Steering Committee Meeting (October-December 2013)

Month-wise CBO Steering Committee Meeting Status																	
Sl. No	Region	Paurashava	October				November				December				Total (October-December 2013)		
			Mtng Date	M	F	Total	Mtng Date	M	F	Total	Mtng Date	M	F	Total	M	F	Total
1	Dhaka	Faridpur	30.10.2013	9	1	10	27.11.2013	8	1	9	29.12.2013	6	1	7	23	3	26
2		Gorashal	29.10.2013	6	1	7	27.11.2013	8	0	8	24.12.2013	6	1	7	20	2	22
3		Munshigonj	24.10.2013	7	4	11	24.11.2013	8	1	9	23.12.2013	7	4	11	22	9	31
4		Bhanga	30.10.2013	7	2	9	20.11.2013	7	2	9	24.12.2013	6	2	8	20	6	26
5		Sreepur	21.10.2013	9	1	10	13.11.2013	8	1	9	19.12.2013	7	1	8	24	3	27
6		Mymensingh	30.10.2013	8	2	10	24.11.2013	8	2	10	24.12.2013	8	2	10	24	6	30
7		Jamalpur	27.10.2013	7	3	10	28.11.2013	6	4	10	29.12.2013	7	3	10	20	10	30
8		Mirzapur	28.10.2013	8	1	9	25.11.2013	7	1	8	26.12.2013	9	1	10	24	3	27
9	Comilla	Coxs Bazar	29.10.2013	7	4	11	25.11.2013	7	4	11	22.12.2013	8	3	11	22	11	33
10		Chandpur	31.10.2013	9	1	10	28.11.2013	8	1	9	24.12.2013	9	2	11	26	4	30
11		Chowmohani	02.10.2013	8	1	9	10.11.2013	5	1	6	29.12.2013	7	1	8	20	3	23
12		Noakhali	23.10.2013	7	2	9	27.11.2013	8	2	10	24.12.2013	8	2	10	23	6	29
13		Poursuram	27.10.2013	8	3	11	11.11.013	8	3	11	4.12.2013	8	3	11	24	9	33
14		B.Baria	31.10.2013	9	2	11	28.11.2013	9	2	11	26.12.2013	9	2	11	27	6	33
15	Jessore	Satkhira	24.10.13	7	1	8	05.11.13	7	1	8	23.12.13	8	1	9	22	3	25
16		Jhenaidah	24.10.13	7	3	10	23.11.13	7	3	10	19.12.13	7	3	10	21	9	30
17		Narail	27.10.13	7	3	10	25.11.13	7	3	10	26.12.13	5	2	7	19	8	27
18		Benapole	13.10.13	10	1	11	13.11.13	10	1	11	18.12.13	10	1	11	30	3	33
19	Barisal	Bhola	30.10.13	7	0	7	27.11.13	7	1	8	19.12.13	6	1	7	20	2	22
20		Barguna	21.10.13	6	3	9	19.11.13	6	3	9	23.12.13	6	2	8	18	8	26
21		Jhalokathi	10.10.13	5	1	6	21.11.13	8	3	11	26.12.13	7	3	10	20	7	27
22		Kalapara	23.10.13	9	2	11	25.11.13	9	2	11	26.12.13	9	2	11	27	6	33
23	Rangpur	Takurgaon	24.10.13	7	4	11	25.11.13	7	4	11	17.12.13	8	4	12	22	12	34
24		Kurigram	29.10.13	8	3	11	27.11.13	8	3	11	24.12.13	7	3	10	23	9	32
25		Gaibandha	24.10.13	5	4	9	24.11.13	5	4	9	24.12.13	5	4	9	15	12	27
26		Sirajgonj	23.10.13	5	4	9	26.11.13	4	3	7	24.12.13	6	3	9	15	10	25
27		Natore	17.10.13	6	2	8	13.11.13	5	2	7	19.12.13	6	2	8	17	6	23
28		Nachol	23.10.13	8	1	9	25.11.13	8	1	9	23.12.13	8	1	9	24	3	27
29	Sylhet	Sreemangal	20.10.2013	5	1	6	12.11.2013	5	1	6	30.12.2013	5	1	6	15	3	18
30		Sunamganj	20.10.2013	8	1	9	21.11.2013	6	1	7	22.12.2013	8	1	9	22	3	25
31		Golapgonj	10.10.2013	6	1	7	07.11.2013	7	1	8	05.12.2013	6	1	7	19	3	22
Total				225	63	288		221	62	283		222	63	285	668	188	850
%				78	22	100		78	22	100		78	22	100	79	21	100

PART-A: Table-1.4.1: Quarterly Progress Status of CBO Activities (October-December 2013)

SI	PS	CBO	CBO SC Meeting(Oct-Dec'13)						CBO EC Meeting(Oct-Dec'13)						Funding to CBO (13-14)		Waste Management		
			No	Presence				No	%	Presence				Resoluti on	Paura- Budget Allocation	Disburse- ment	CBO- run Van	PS- run Van	Unused Van
				F	M	Total	%			F	M	Total	%						
1	Bhangha	22	3	6	20	26	79	22	100	63	140	212	80	Yes	180000	0	23	2	4
2	Faridpur	55	3	3	23	26	79	43	78	112	252	364	71	Yes	384000	0	0	31	33
3	Gorashal	25	3	2	20	22	67	25	100	84	122	206	69	Yes	270000	135000	5	5	35
4	Jamalpur	58	3	10	20	30	91	58	100	171	321	492	71	Yes	162400	0	18	0	54
5	Munshigonj	20	3	9	22	31	94	17	85	54	85	139	68	Yes	225000	0	15	5	16
6	Sreepur	44	3	3	24	27	82	44	100	129	278	407	77	Yes	264000	0	6	2	46
7	Mirzapur	16	3	3	24	27	82	16	100	32	76	108	56	No	152000	0	0	18	0
8	Mymenshing	86	3	6	24	30	91	86	100	130	299	429	42	Yes	1140000	0	92	0	98
9	Benapole	9	3	3	30	33	100	9	100	35	64	99	92	Yes	100000	54000	3	4	2
10	Jhenaidah	24	3	9	21	30	91	24	100	69	165	234	81	Yes	172000	0	12	5	28
11	Narail	30	3	8	19	27	82	30	100	101	212	327	91	Yes	570000	0	3	3	39
12	Satkhir	46	3	3	22	25	76	46	100	149	333	482	87	Yes	150000	32800	14	6	43
13	Barguna	18	3	8	18	26	79	18	100	68	95	163	75	Yes	650000	248400	18	0	0
14	Jhalakathi	27	3	7	20	27	82	27	100	81	159	250	77	Yes	275000	96000	8	12	20
15	Kalapara	5	3	6	27	33	100	5	100	13	27	40	67	Yes	54000	54000	1	2	6
16	Bhola	19	3	2	20	22	67	19	100	44	99	143	63	Yes	160000	0	19	12	8
17	Cox's Bazar	25	3	11	22	33	100	3	12	8	18	26	72	Yes	1200000	0	7	4	37
18	Bramanbaria	64	3	6	27	33	100	56	88	207	414	621	92	Yes	384000	0	73	10	1
19	Chowmohoni	21	3	3	20	23	70	21	100	40	127	167	66	Yes	126000	36000	8	10	18
20	Noakhali	54	3	6	23	29	88	54	100	140	314	454	70	Yes	324000	0	15	10	39
21	Parshuram	7	3	9	24	33	100	7	100	14	30	44	52	Yes	120000	14000	3	1	15
22	Chandpur	51	3	4	26	30	91	51	100	130	299	429	70	No	1900000	1295280	30	20	30
23	Gaibandha	27	3	12	15	27	82	27	100	108	132	240	74	Yes	162000	0	16	11	0
24	Kurigram	23	3	9	23	32	97	18	78	51	159	210	97	Yes	270000	0	2	18	25
25	Nachol	9	3	3	24	27	82	9	100	25	57	82	76	Yes	54000	54000	0	3	6
26	Natore	36	3	6	17	23	70	36	100	74	152	226	52	Yes	54000	0	14	7	15
27	Sirajgong	55	3	10	15	25	76	52	95	187	292	479	77	Yes	450000	83950	25	0	40
28	Thakurgoan	20	3	12	22	34	100	20	100	71	152	223	93	Yes	60000	0	10	6	11
29	Sreemangal	9	3	3	15	18	55	9	100	28	54	82	76	Yes	54000	54000	9	0	0
30	Sunamganj	18	3	3	22	25	76	18	100	54	105	159	74	Yes	108000	0	10	0	8
31	Golapgonj	12	3	3	19	22	67	0	0	0	0	0	0	No	280000	0	0	0	20
Total		935	93	188	668	856		870		2472	5032	7537			10454400	2157430	459	207	697
%				22	77	100				33	67	99.56			100	21	33.68	15.19	51.14

PART-A: Table-2.1: Budget Allocation for O&M in 2012-13 and 2013-14 FY

Sl. No	Region	Name of Paurashava	Budget Allocation (FY 2012-13)	Budget Allocation (FY 2013-14)
1	Dhaka	Gorashal	8000000	6000000
2		Munshigonj	3200000	4500000
3		Bhanga	12500000	36200000
4		Faridpur	12000000	16500000
5		Sreepur	2000000	9514003
6		Mymensingh	39748437	49000000
7		Jamalpur	850000	3800000
8		Mirzapur	6000000	7000000
9	Comilla	Noakhali	1200000	1500000
10		Chandpur	4000000	5000000
11		Cox's Bazar	2400000	3000000
12		Bramanbaria	4656016	5214738
13		Chowmohoni	10500000	7500000
14		Parshuram	2000000	3000000
15	Jessore	Satkhira	9500000	11000000
16		Jhenaidah	17200000	11700000
17		Narail	3591735	6982500
18		Benapole	2500000	2700000
19	Barisal	Bhola	1514000	2800000
20		Barguna	1295847	6000000
21		Jhalokathi	19842000	20050000
22		Kalapara	1085500	1500000
23	Rangpur	Takurgaon	1236361	2000000
24		Kurigram	3000000	3500000
25		Gaibandha	2500000	3000000
26		Sirajgonj	15200000	50,000,000
27		Natore	3816502	2700000
28		Nachol	600000	630000
29	Sylhet	Sreemongol	11837239	14000000
30		Sunamganj	3700000	3900000
31		Gopalganj	2712031	5000000
Total			210185668	305,191,241
Percentage of Increase from Previous Year				45.20%

PART-A: Table-3.1: Quarterly Status of Gender Committee (GC) Meeting

Sl. No	Region	Paurashava	October				November				December				Total (October-December 2013)		
			Meeting Date	Male	Female	Total	Meeting Date	Male	Female		Meeting Date	Male	Female	Total	Male	Female	Total
1	Dhaka	Faridpur	23.10.2013	4	3	7	27.11.2013	3	3	6	12.12.2013	4	3	7	11	9	20
2		Gorashal	28.10.2013	3	1	4	26.11.2013	3	2	5	25.12.2013	3	2	5	9	5	14
3		Munshigonj	30.10.2013	3	3	6	21.11.2013	3	3	6	19.12.2013	3	3	6	9	9	18
4		Bhangha	28.10.2013	4	3	7	19.11.2013	4	3	7	29.12.2013	4	3	7	12	9	21
5		Mymensingh	31.10.2013	6	4	10	26.11.2013	3	6	9	24.12.2013	2	6	8	11	16	27
6		Sreepur	22.10.2013	4	2	6	11.11.2013	4	2	6	12.12.2013	4	2	6	12	6	18
7		Mirzapur	23.10.2013	4	3	7	18.11.2013	4	3	7	23.12.2013	4	3	7	12	9	21
8		Jamalpur	28.10.2013	2	6	8	25.11.2013	2	6	8	24.12.2013	2	6	8	6	18	24
9	Comilla	Coxs Bazar	30.10.2013	5	2	7	28.11.2013	5	2	7	12.12.2013	5	2	7	15	6	21
10		Chandpur	30.10.2013	3	5	8	28.11.2013	3	3	6	30.12.2013	3	5	8	9	13	22
11		Chowmohani	30.10.2013	2	3	5	19.11.2013	2	3	5	9.12.2013	2	3	5	6	9	15
12		Noakhali	30.10.2013	3	3	6	26.11.2013	3	3	6	4.12.2013	3	3	6	9	9	18
13		Poursuram	10.10.2013	4	3	7	07.11.2013	3	4	7	11.12.2013	3	4	7	10	11	21
14		B Baria	30.10.2013	4	4	8	26.11.2013	4	4	8	29.12.2013	4	4	8	12	12	24
15	Jessore	Satkhira	22.10.13	4	3	7	24.11.13	4	3	7	05.12.13	3	3	6	11	9	20
16		Jhenaidah	22.10.13	4	3	7	25.11.13	4	3	7	17.12.13	4	3	7	12	9	21
17		Narail	21.10.13	4	3	7	18.11.13	4	3	7	17.12.13	4	3	7	12	9	21
18		Benapole	23.10.13	3	3	6	20.11.13	3	3	6	15.12.13	3	3	6	9	9	18
19	Barisal	Bhola	22.10.13	4	3	7	28.11.13	4	3	7	19.12.13	4	3	7	12	9	21
20		Barguna	24.10.13	3	4	7	24.11.13	3	4	7	11.12.13	3	4	7	9	12	21
21		Jhalakathi	27.10.13	1	2	3	20.11.13	1	2	3	10.12.13	1	2	3	3	6	9
22		Kalapara	30.10.13	3	3	6	20.11.13	3	3	6	24.12.13	3	3	6	9	9	18
23	Rangpur	Thakurgoan	21.10.13	3	4	7	21.11.13	3	4	7	19.12.13	3	4	7	9	12	21
24		Kurigram	31.10.13	3	3	6	26.11.13	3	2	5	31.12.13	2	4	6	8	9	17
25		Gaibandha	22.10.13	2	5	7	12.11.13	2	5	7	17.12.13	2	5	7	6	15	21
26		Sirajgong	20.10.13	2	5	7	27.11.13	2	4	6	22.12.13	2	4	6	6	13	19
27		Natore	30.10.13	3	4	7	17.11.13	3	4	7	22.12.13	3	4	7	9	12	21
28		Nachol	22.10.13	4	3	7	18.11.13	4	3	7	18.12.13	4	3	7	12	9	21
29	Sylhet	Sreemangal	30.10.2013	4	3	7	24.11.2013	4	3	7	11.12.2013	4	3	7	12	9	21
731209		Sunamganj	28.10.2013	3	2	5	27.11.2013	3	2	5	29.12.2013	3	2	5	9	6	15
31		Golapgonj	20.10.2013	4	2	6	18.11.2013	4	1	5	17.12.2013	4	2	6	12	5	17
Total				105	100	205		100	99	199		98	104	202	303	303	606
%				52	48	100		50	50	100		49	51	100	50	50	100

PART-A: Table-3.2: Budget Allocation and Expenditure Status for GAP

Sl. No	Region	Name of Paurashava	Budget Allocation (FY 2013-14)	Expenditure in 1 st Qtr		
				From PS Fund	From Project Fund	Total Expenditure
1	Dhaka	Gorashal	1100000	24190	37985	62175
2		Munshigonj	4200963	0	37865	37865
3		Bhanga	1900000	50000	37495	87495
4		Faridpur	5000000	690000	37955	727955
5		Sreepur	2684667	127000	37685	164685
6		Mymensingh	4150000	365100	64565	429665
7		Jamalpur	1950000	116600	43250	159850
8		Mirzapur	375000	82550	37955	120505
9	Comilla	Noakhali	4000000	771265	38215	809480
10		Chandpur	3600000	840705	51905	892610
11		Cox's Bazar	3200000	546000	44630	590630
12		Bramanbaria	2382246	195000	44630	239630
13		Chowmohoni	17092569	29880	37985	67865
14		Parshuram	600000	64000	37985	101985
15	Jessore	Satkhira	2400000	590500	38330	628830
16		Jhenaidah	1495000	112500	37985	150485
17		Narail	1160500	95998	37985	133983
18		Benapole	620000	150000	20715	170715
19	Barisal	Bhola	8075000	12000	37935	49935
20		Barguna	3550000	427000	37985	464985
21		Jhalokathi	2611350	725137	37985	763122
22		Kalapara	500000	28630	39665	68295
23	Rangpur	Takurgaon	1432123	496455	43600	540055
24		Kurigram	1350000	78000	56300	134300
25		Gaibandha	1754347	162060	19575	181635
26		Sirajgonj	4005000	350000	51115	401115
27		Natore	2500000	595000	37985	632985
28		Nachol	249700	42350	37985	80335
29	Sylhet	Sreemongol	750000	220000	37985	257985
30		Sunamganj	1500000	486700	36725	523425
31		Gopalgonj	1460000	0	0	0
Total			87648465	8474620	1199960	9674580

PART-A: Table-4.1: Quarterly Status of PRAP Steering Committee Meeting (October-December 2013)

Month-wise PRAP Steering Committee Meeting Status																	
Sl. No	Region	Paurashava	October				November				December				Total (October-December 2013)		
			Mtng Date	M	F	Total	Mtng Date	M	F	Total	Mtng Date	M	F	Total	M	F	Total
1	Dhaka	Faridpur	29.10.2013	9	3	12	25.11.2013	8	3	11	18.12.2013	9	3	12	26	9	35
2		Gorashal	27.10.2013	5	1	6	25.11.2013	7	4	11	23.12.2013	7	2	9	19	4	23
3		Munshigonj	31.10.2013	7	3	10	28.11.2013	7	3	10	31.12.2013	7	3	10	21	9	30
4		Bhanga	29.10.2013	7	2	9	21.11.2013	7	2	9	29.12.2013	6	2	8	20	6	26
5		Sreepur	20.10.2013	6	4	10	17.11.2013	5	3	8	22.12.2013	6	3	9	17	10	27
6		Mymensingh	20.10.2013	8	2	10	25.11.2013	8	2	10	23.12.2013	8	2	10	24	6	30
7		Jamalpur	27.10.2013	6	4	10	28.11.2013	6	4	10	26.12.2013	5	3	8	17	11	28
8		Mirzapur	24.10.2013	7	5	12	24.11.2013	7	5	12	19.12.2013	6	4	10	20	14	34
9	Comilla	Coxs Bazar	28.10.2013	6	6	12	27.11.2013	6	6	12	26.12.2013	6	6	12	18	18	36
10		Chandpur	31.10.2013	7	5	12	28.11.2013	7	4	11	24.12.2013	7	5	12	21	14	35
11		Chowmohani	23.10.2013	5	3	8	13.11.2013	5	2	7	10.12.2013	5	1	6	15	6	21
12		Noakhali	24.10.2013	6	3	9	19.11.2013	7	3	10	23.12.2013	7	3	10	20	9	29
13		Poursuram	10.10.2013	8	4	12	19.11.2013	8	3	11	12.12.2013	8	3	11	24	10	34
14		B.Barua	29.10.2013	7	5	12	27.11.2013	7	5	12	30.12.2013	7	5	12	21	15	36
15	Jessore	Satkhira	23.10.13	7	2	9	25.11.13	6	2	8	23.12.13	7	2	9	20	6	26
16		Jhenaidah	23.10.13	7	3	10	25.11.13	6	3	9	18.12.13	7	3	10	20	9	29
17		Narail	20.10.13	6	5	11	17.11.13	5	5	10	15.12.13	6	6	12	17	16	33
18		Benapole	21.10.13	9	3	12	18.11.13	9	3	12	11.12.13	9	3	12	27	9	36
19	Barisal	Bhola	24.10.13	8	3	11	28.11.13	9	3	12	18.12.13	9	3	12	26	9	35
20		Barguna	23.10.13	7	3	10	21.11.13	5	3	8	23.12.13	7	3	10	19	9	28
21		Jhalokathi	24.10.13	7	5	12	20.11.13	4	5	9	10.12.13	4	6	10	15	16	31
22		Kalapara	27.10.13	7	5	12	21.11.13	7	5	12	22.12.13	7	5	12	21	15	36
23	Rangpur	Takurgaon	22.10.13	8	3	11	25.11.13	8	4	12	18.12.13	7	4	11	23	11	34
24		Kurigram	31.10.13	8	3	11	28.11.13	7	3	10	29.12.13	10	1	11	25	7	32
25		Gaibandha	12.10.13	5	4	9	19.11.13	6	4	10	29.12.13	5	4	9	16	12	28
26		Sirajgonj	21.10.13	6	3	9	25.11.13	7	3	10	23.12.13	6	3	9	19	9	28
27		Natore	30.10.13	7	2	9	17.11.13	6	2	8	22.12.13	9	3	12	22	7	29
28		Nachol	30.10.13	7	4	11	21.11.13	7	3	10	19.12.13	8	4	12	22	11	33
29	Sylhet	Sreemangal	21.10.2013	6	5	11	17.11.2013	6	5	11	23.12.2013	6	5	11	18	15	33
30		Sunamganj	21.10.2013	8	1	9	21.11.2013	8	2	10	23.12.2013	8	1	9	24	4	28
31		Golapgonj	14.10.2013	6	2	8	12.11.2013	7	2	9	11.12.2013	6	2	8	19	6	25
Total				213	106	319		208	106	314		215	103	318	636	312	948
%				67	33	100		66	34	100		68	32	100	67	33	100

PART-A: Table-4.2: Budget Allocation and Expenditure Status for PRAP

Sl. No	Region	Name of Paurashava	Budget Allocation (FY 2013-14)	Expenditure in 1 st Qtr	Expenditure in 2 nd Qtr	% of spending upto 2 nd Qtr (%)
1	Dhaka	Gorashal	2500000	210500	155000	14.62
2		Munshigonj	6001426	925000	1047749	32.87
3		Bhanga	1900000	218000	225000	23.32
4		Faridpur	9570000	1510000	989000	26.11
5		Sreepur	5745668	281668	394444	11.77
6		Mymensingh	5000000	478600	160800	12.79
7		Jamalpur	3620000	121900	146000	7.40
8		Mirzapur	924000	49550	80000	14.02
9	Comilla	Noakhali	6500000	833000	1039600	28.81
10		Chandpur	8700000	671505	2080400	31.63
11		Cox's Bazar	7700000	109460	127460	3.08
12		Bramanbaria	4200000	415000	510000	22.02
13		Chowmohoni	17092569	132500	639842	4.52
14		Parshuram	800000	139950	150000	36.24
15	Jessore	Satkhira	4000000	450000	400000	21.25
16		Jhenaidah	3737750	442000	2708000	84.26
17		Narail	2486000	35000	20000	2.21
18		Benapole	1550000	350000	400000	48.39
19	Barisal	Bhola	8075000	6213076	355000	81.34
20		Barguna	9000000	1700000	1137115	31.52
21		Jhalokathi	4352250	38400	334000	8.56
22		Kalapara	1200000	520000	41455	46.77
23	Rangpur	Takurgaon	2386872	575200	593522	48.96
24		Kurigram	2450000	6500	6500	0.53
25		Gaibandha	2923912	116800	134300	8.59
26		Sirajgonj	6675000	0	0	0
27		Natore	4000000	380460	737460	27.95
28		Nachol	415800	4620	34940	9.51
29	Sylhet	Sreemongol	1820000	300000	510000	44.51
30		Sunamganj	3200000	888000	450000	41.81
31		Golapgonj	6000000	0	0	0
Total			144526247	18116689	15603043	23.33
Percentage of Total			100.00	12.54	10.79	23.33

PART-A: Table-4.2.1: Quarterly Progress Status of SIC Activities (October-December 2013) and Cumulative Achievement of the Slum Infrastructure Improvement Activities

SI	PS	Slum	PG & SIC's Quarterly Meeting (Oct-Dec'13)						Cumulative Achievement on Completion(Oct'13-Dec)'13											
			PG Meeting			SIC Meeting			Latrine		TW		Street Light		Footpath (m)		Drain (m)		Dustbin (m)	
			Meeting	Present		No.	Present		Target	Compl eted	Target	Compl eted	Target	Compl eted	Target	Compl eted	Target	Compl eted	Target	Compl eted
				F	M		F	M												
1	Gorashal	1	54	810	0	4	37	14	37	37	9	5	0	0	330	330	222	222	3	3
2	Jamalpur	10	420	6453	2	30	257	40	534	534	38	27	0	0	4280	1775	597	375	0	0
3	Sreepur	5	0	0	0	15	125	40	93	93	19	19	0	0	816	816	344	344	5	5
4	Mirzapur	3	0	0	0	9	42	12	49	49	12	12	0	0	70	70	13	13	4	4
5	Faridpur	9	0	0	0	0	0	0	0	0	0	0	0	0	0	0	0	0	0	0
6	Benapole	4	45	444	22	12	162	18	50	50	12	12	0	0	70	70	0	0	0	0
7	Narail	2	144	2010	0	6	51	15	60	60	12	12	3	0	537	169	368	358	0	0
8	Satkhiria	11	0	0	0	0	0	0	0	0	0	0	0	0	0	0	0	0	0	0
9	Jhenaidah	8	50	569	0	24	287	302	189	96	66	40	0	0	1376	351	275	0	0	0
10	Barguna	3	0	0	0	3	24	5	49	46	0	0	13	13	1322	1322	705	603	11	8
11	Jhalakathi	8	129	890	0	24	207	19	118	118	19	19	0	0	1704	1704	905	905	11	10
12	Kalapara	8	0	0	0	8	124	56	129	129	3	3	9	9	874	874	135	135	5	5
13	Bhola	11	0	0	0	22	58	18	138	138	20	16	15	0	4040	5053	1521	686	11	11
14	Chandpur	10	160	1963	307	30	263	82	42	42	0	0	0	0	9177.5	9177	1731	1731	0	0
15	Cox's Bazar	10	150	1873	0	28	290	98	1065	624	203	81	114	70	6844	5212	8144	4235	45	3
16	Bramanbaria	8	570	5257	0	24	168	18	183	183	53	53	18	18	1928	1928	1288	1288	0	0
17	Chowmohoni	1	0	0	0	3	17	5	45	0	6	6	4	0	408	408	272	0	3	0
18	Noakhali	13	0	0	0	39	351	60	261	119	56	47	26	26	3033	1017	1817	0	17	0
19	Kurigram	11	218	2263	0	33	294	109	231	231	73	73	9	8	1214	1050	217	141	9	8
20	Nachol	9	0	0	0	27	117	46	208	208	30	30	18	18	1005.8	1005.8	555	555	1	1
21	Natore	10	174	1911	17	30	353	60	136	136	63	52	0	0	3369	2906	525	492	1	1
22	Gaibandha	10	61	754	0	10	117	15	140	0	64	0	0	0	545.12	0	1239	0	0	0
23	Thakurgoan	11	213	2305	0	33	315	62	221	221	70	70	35	0	2900	2900	1500	1500	23	5
24	Sreemangal	9	81	928	0	27	185	27	79	79	12	12	0	0	0	0	405.5	405.5	0	0
25	Sunamganj	8	200	1756	0	8	90	9	217	217	23	23	0	0	889	889	167	167	0	0
Total		193	2669	30186	348	449	3934	1130	4274	3410	863	612	264	162	46732.42	39026.8	22945.5	14155.5	149	64
%		100		99	1		78	22	100	80	100	71	100	61	100	84	100	62	100	43

Quarterly Progress Status on Computerized Accounting System and Computerized Tax Record System (1st Quarter: October-December 2013-14 FY)

PART-A: Table-5.1: Computerized A/C System				
Sl. No	PS	Yes (Y)	No (N)	Remarks
1	2	3	4	5
1	Barguna	Y		
2	B Baria	Y		
3	Benapole	Y		
4	Bhanga	Y		
5	Bhola	Y		
6	Chandpur	Y		
7	Chawmohoni	Y		
8	Cox's Bazar	Y		
9	Faridpur	Y		
10	Gaibandah	Y		
11	Ghorashal	Y		
12	Golapgonj	Y		
13	Jamalpur	Y		
14	Jhalakathi		N	System related problems
15	Jhenaidah	Y		
16	Kolapara	Y		
17	Kurigram	Y		
18	Mymensingh	Y		
19	Munshiganj	Y		
20	Mirzapur	Y		
21	Nachole	Y		
22	Narail	Y		
23	Natore	Y		
24	Noakhali	Y		
25	Parshuram	Y		
26	Satkhira		N	Hard disk failed
27	Sirajgonj	Y		
28	Sreepur			
29	Sreemangal	Y		
30	Sunamgonj	Y		
31	Takurgaon	Y		

PART-A: Table-5.2: Computerized Tax Record System				
Sl. No	PS	Yes (Y)	No (N)	Remarks
1	2	3	4	5
1	Barguna	Y		
2	B Baria	Y		
3	Benapole	Y		
4	Bhanga	Y		
5	Bhola	Y		
6	Chandpur	Y		
7	Chawmohoni	Y		
8	Cox's Bazar	Y		
9	Faridpur	Y		
10	Gaibandah	Y		
11	Ghorashal	Y		
12	Golapgonj	Y		
13	Jamalpur	Y		
14	Jhalakathi	Y		
15	Jhenaidah	Y		
16	Kolapara	Y		
17	Kurigram	Y		
18	Mymensingh	Y		
19	Munshiganj	Y		
20	Mirzapur	Y		
21	Nachole	Y		
22	Narail	Y		
23	Natore	Y		
24	Noakhali	Y		
25	Parshuram	Y		
26	Satkhira	Y		
27	Sirajgonj	Y		
28	Sreepur			
29	Sreemangal	Y		
30	Sunamgonj	Y		
31	Takurgaon	Y		

Quarterly Progress Status on Computerized Trade Licence System and Computerized Water Billing System (2nd Quarter: October-December 2013-14 FY)

PART-A: Table-5.3: Computerized Trade Licence System				
Sl. No	PS	Yes (Y)	No (N)	Remarks
1	2	3	4	5
1	Barguna	Y		On going
2	B Baria	Y		Done
3	Benapole	Y		On going
4	Bhanga		N	Problem
5	Bhola	Y		On going
6	Chandpur	Y		Done
7	Chawmohoni	Y		On going
8	Cox's Bazar	Y		On going
9	Faridpur	Y		On going
10	Gaibandah	Y		Problem
11	Ghorashal	Y		Done
12	Golapgonj	Y		On going
13	Jamalpur	Y		Done
14	Jhalakathi	Y		Done
15	Jhenaidah	Y		Done
16	Kolapara	Y		On going
17	Kurigram	Y		Done
18	Mymensingh	Y		Done
19	Munshiganj	Y		Done
20	Mirzapur	Y		Done
21	Nachole	Y		On going
22	Narail	Y		Done
23	Natore	Y		On going
24	Noakhali	Y		Done
25	Parshuram	Y		On going
26	Satkhira	Y		Done
27	Sirajgonj	Y		Done
28	Sreepur	Y		On going
29	Sreemangal	Y		Done
30	Sunamgonj	Y		Done
31	Takurgaon	Y		Done

PART-A: Table-5.4: Computerized Water Billing System (WBS)				
Sl. No	PS	Yes (Y)	No (N)	Remarks
1	2	3	4	5
1	Barguna	Y		On going
2	B Baria	Y		Done
3	Benapole			No WBS
4	Bhanga		N	Problem
5	Bhola	Y		On going
6	Chandpur	Y		Done
7	Chawmohoni	Y		On going
8	Cox's Bazar	Y		Done
9	Faridpur	Y		On going
10	Gaibandah	Y		Done
11	Ghorashal		N	No comptr.
12	Golapgonj			"
13	Jamalpur	Y		Done
14	Jhalakathi	Y		Done
15	Jhenaidah	Y		Done
16	Kolapara	Y		Done
17	Kurigram	Y		Done
18	Mymensingh	Y		Done
19	Munshiganj	Y		Done
20	Mirzapur			No WBS
21	Nachole			No WBS
22	Narail	Y		Done
23	Natore	Y		Done
24	Noakhali	Y		On going
25	Parshuram			No WBS
26	Satkhira	Y		Done
27	Sirajgonj	Y		Done
28	Sreepur			No WBS
29	Sreemangal	Y		Done
30	Sunamgonj	Y		Done
31	Takurgaon	Y		Done

PART-A: Table-5.5: Progress Status on Holding Tax Collection (October-December 2013)

Sl. No.	Name of the Pourashavas	FY: 2013-2014			Remarks
		Demand (Yearly)	Collection (Up to 2nd qtr.)	Efficiency in (%)	
1	2	3	4	5	6
1	Barguna	10,197,164	9,443,622	92.61	
2	B Baria	13,959,791	9,711,927	69.57	
3	Benapole	6,807,460	5,009,078	73.58	
4	Bhanga	2,122,709	721,910	34.01	
5	Bhola	33,520,290	8,646,552	25.79	
6	Chandpur	34,839,991	22,398,082	64.29	
7	Chawmohoni	21,407,726	8,127,495	37.97	
8	Cox's Bazar	39,358,289	7,165,906	18.21	
9	Faridpur	24,122,468	17,302,263	71.73	
10	Gaibandah	19,950,437	5,800,351	29.07	
11	Ghorashal	34,009,369	5,540,941	16.29	
12	Golapgonj	4,000,614	3,403,915	85.08	
13	Jamalpur	15,779,181	8,429,532	53.42	
14	Jhalakathi	17,255,744	11,075,076	64.18	
15	Jhenaidah	13,044,516	6,185,213	47.42	
16	Kalapara	2,877,286	1,839,863	63.94	
17	Kurigram	12,065,648	3,941,747	32.67	
18	Mymensingh	66,645,300	34,321,474	51.50	
19	Munshiganj	14,503,131	6,581,253	45.38	
20	Mirzapur	3,366,942	1,954,707	58.06	
21	Nachole	829,153	46,476	5.61	
22	Narail	10,056,860	7,591,020	75.48	
23	Natore	10,729,740	6,301,603	58.73	
24	Noakhali	26,277,131	14,431,689	54.92	
25	Parshuram	1,516,852	255,048	16.81	
26	Satkhira	14,141,445	4,942,764	34.95	
27	Sirajgonj	28,152,344	11,620,389	41.28	
28	Sreepur	14,825,643	7,685,477	51.84	
29	Sreemangal	3,710,818	1,731,968	46.67	
30	Sunamgonj	7,902,874	2,780,618	35.18	
31	Takurgaon	18,044,398	7,823,455	43.36	
Total (Table:A)		526,021,315	242,811,414	46.16	

PART-A: Table-5.6: Progress Status on Other Own Source/Non-Tax Revenue Collection (October-December 2013)

Sl. No	Name of the Pourashava	FY : 2013-2014			Remarks
		Demand (Yearly)	Collection (2 nd Qtr)	Efficiency (%)	
1	Barguna	12,605,288	7,802,424	61.90	
2	B Baria	47,020,170	22,976,385	48.86	
3	Benapole	25,991,227	12,538,936	48.24	
4	Bhanga	10,596,502	4,484,989	42.33	
5	Bhola	19,823,684	7,115,708	35.89	
6	Chandpur	103,039,085	50,074,240	48.60	
7	Chawmohoni	43,716,484	39,170,382	89.60	
8	Cox's Bazar	45,153,989	21,370,178	47.33	
9	Faridpur	86,548,307	36,068,635	41.67	
10	Gaibandah	17,502,512	5,879,275	33.59	
11	Ghorashal	24,565,280	9,790,829	39.86	
12	Golapgonj	8,910,655	3,725,486	41.81	
13	Jamalpur	28,331,136	12,649,604	44.65	
14	Jhalakathi	34,877,818	18,218,569	52.24	
15	Jhenaidah	46,177,655	25,855,109	55.99	
16	Kolapara	7,780,052	1,470,474	18.90	
17	Kurigram	13,025,436	6,027,957	46.28	
18	Mymensingh	68,562,103	38,842,094	56.65	
19	Munshiganj	40,402,804	14,078,584	34.85	
20	Mirzapur	8,725,531	2,908,933	33.34	
21	Nachole	5,843,888	1,799,040	30.78	
22	Narail	29,504,365	16,061,571	54.44	
23	Natore	29,209,975	6,581,661	22.53	
24	Noakhali	53,648,833	15,566,742	29.02	
25	Parshuram	8,354,561	2,723,687	32.60	
26	Satkhira	26,322,898	12,706,802	48.27	
27	Sirajgonj	27,048,601	32,121,938	118.76	
28	Sreepur	61,641,048	28,662,479	46.50	
29	Sreemangal	21,400,355	7,856,075	36.71	
30	Sunamgonj	31,964,497	21,490,353	67.23	
31	Takurgaon	14,828,377	6,285,315	42.39	
Total		1,003,123,116	492,904,453	49.14	

PART-A: Table-5.7: Reassessment Status of 31 PSs (October-December 2013-14 FY)

Sl. No.	PSs	Previous to last re-assessment (FY)	last re-assessment effective now	Next re-assessment due (FY)	Current status of re-assessment	Remarks
1	2	3	4	5	6	7
1	Barguna	2004-2005	2011-2012	2016-2017	Done	
2	B Baria	2000-2001	2011-2012	2016-2017	Done	
3	Benapole	N/A	2013-2014	2018-2019	Done	
4	Bhanga	2002-2003	2009-2010	2014-2015	Done	Not Started
5	Bhola	2001-2002	2012-2013	2017-2018	Done	
6	Chandpur	2004-2005	2009-2010	2014-2015	Done	
7	Chawmohoni	2004-2005	2009-2010	2014-2015	On going	
8	Cox's Bazar	2007-2008	2012-2013	2017-2018	Done	
9	Faridpur	2004-2005	2009-2010	2014-2015	On going	Re-assessment work started
10	Gaibandah	2006-2007	2011-2012	2016-2017	Done	
11	Ghorashal	2003-2004	2013-2014	2018-2019	Done	
12	Golapgonj	2001-2002	2011-2012	2016-2017	Done	
13	Jamalpur	2007-2008	2012-2013	2017-2018	Done	
14	Jhalakathi	2007-2008	2012-2013	2017-2018	Done	
15	Jhenaidah	2004-2005	2009-2010	2014-2015	Done	
16	Kolapara	2005-2006	2011-2012	2016-2017	Done	
17	Kurigram	2005-2006	2011-2012	2016-2017	Done	
18	Mymensingh	2005-2006	2010-2011	2015-2016	Done	
19	Munshiganj	2005-2006	2010-2011	2015-2016	Done	
20	Mirzapur	2008-2009	2013-2014	2018-2019	Done	
21	Nachol		2009-2010	2014-2015	Done	
22	Narail	2005-2006	2010-2011	2015-2016	Done	
23	Natore	2000-2001	2010-2011	2015-2016	Done	
24	Noakhali	2005-2006	2010-2011	2015-2016	Done	
25	Parshuram	2003-2004	2011-2012	2016-2017	Done	
26	Satkhira	2004-2005	2009-2010	2014-2015	Done	
27	Sirajgonj	2002-2003	2011-2012	2016-2017	Done	
28	Sreepur	2002-2003	2011-2012	2016-2017	Done	
29	Sreemangal	2005-2006	2011-2012	2016-2017	Done	
30	Sunamgonj	2005-2006	2010-2011	2015-2016	Done	
31	Takurgaon	2007-2008	2012-2013	2017-2018	Done	

PART-A: Table-5.8: Loan Repayment Status

Sl. No.	Name of the Pourashava	Loan (Not taken)	Loan Taken From	Total amount of Loan with interest (Tk)	Total paid with interest (Tk)	Total Unpaid	Installment status				Remarks
							Total Installments to be paid	Installment paid	Installment over due (up-to date)	Total Installment due	
1	Barguna		B MDF	7,208,198	6,049,595	1,158,603	36	28	0	8	
2	B Baria		B MDF	10,577,164	7,751,651	2,825,513	36	23	1	13	
3	Benapole	N/A			-	-			0	-	N/A
4	Bhanga		B MDF	5,612,663	4,449,109	1,163,554	36	26	2	10	
5	Bhola		B MDF	25,137,914	3,331,286	21,806,628	36	3	1	33	
			B MDF	7,819,254	5,123,144	2,696,110	36	22	1	14	
6	Chandpur		B MDF	4,889,629	4,374,333	515,296	36	31	0	5	
				16,593,951	2,707,195	13,886,756	36	5	0	31	
7	Chawmohoni		B MDF	17,136,392	12,801,220	4,335,172	74	51	0	23	
8	Cox's Bazar		B MDF	5,405,837	549,375	4,856,462	36	2	0	34	
9	Faridpur		B MDF	4,848,673	4,452,962	395,711	36	31	0	5	
10	Gaibandah		B MDF	420,702	420,702	-	36	36	0	-	100% paid
11	Ghorashal		B MDF	5,001,276	4,566,278	434,998	36	32	0	4	
				5,651,978	37,756,423	32,104,445-	36	22	0	14	
12	Jamalpur		B MDF	10,377,846	9,458,836	919,010	36	32	0	4	
13	Golapgonj	N/A			-	-				-	N/A
14	Jhalakathi	N/A			-	-				-	N/A
15	Jhenaidah		B MDF	8,704,904	6,747,110	1,957,794	36	30	0	6	
16	Kalapara		B MDF	4,048,113	1,830,150	2,217,963	36	17	0	19	
17	Kurigram		B MDF	6,692,161	261,158	6,431,003	37	1	3	36	
			UGIIP-II	3,432,740	-	-	15	0	0	-	Not Due
18	Mymensingh		B MDF	10,083,094	5,685,160	4,397,934	36	20	2	16	
19	Munshiganj	N/A	-		-	-				-	N/A
20	Mirzapur	N/A	-		-	-				-	N/A
21	Nachol	N/A	-		-	-				-	N/A
22	Narail		B MDF	2,211,384	155,815	2,055,569	36	2	1	34	
23	Natore	N/A			-	-			0	-	N/A
24	Noakhali		B MDF	5,142,320	1,254,226	3,888,094	36	7	0	29	
25	Parshuram	N/A			-	-			0	-	N/A
26	Satkhira		B MDF	10,378,125	8,776,171	1,601,954	36	29	2	7	
27	Sirajgonj		B MDF	8,179,705	6,525,276	1,654,429	36	27	1	9	
28	Sreepur		B MDF	5,172,569	4,665,336	507,233	36	26	2	10	
29	Sreemangal		B MDF	5,651,473	574,336	5,077,137	36	3	0	33	
30	Sunamgonj	N/A			-	-				-	N/A
31	Takurgaon	N/A			-	-				-	N/A
Total (Table :A)				196,378,065	140,266,847	56,111,218	918	506	16	412	

PART-A: Table-5.9: Status on Electricity Bill Payments

Sl. No.	Name of Pourashava	Arrear Bill						Current Bill				Total Bill (Arrear+Current)	Total Paid (Arrear+Current)	Total Efficiency (%)	Total Unpaid Amount
		Amount of Arrear Bill as on 30th June/13	Amount of Surcharge	Total Arrear +Surcharge	Payment	Efficiency (%)	Unpaid amount	Bill	Payment	Efficiency (%)	Unpaid amount				
1	Barguna	729,552	-	729,552	-	0.00	729,552	2,674,268	-	0.00	2,674,268	3,403,820	-	0.00	3,403,820
2	B Baria	813,958	-	813,958	813,958	100.00	-	2,061,758	2,061,758	100.00	-	2,875,716	2,875,716	100.00	-
3	Benapole	-	-	0	-	0.00	0	753,372	753,372	100.00	-	753,372	753,372	100.00	0
4	Bhanga	-	-	0	-	0.00	0	250,894	250,894	100.00	-	250,894	250,894	100.00	0
5	Bhola	1,254,566	185,013	1,439,579	489,569	34.01	950,010	2,381,029	-	0.00	2,381,029	3,820,608	489,569	12.81	3,331,039
6	Chandpur	6,867,747	-	6,867,747	54,560	0.79	6,813,187	8,579,448	-	0.00	8,579,448	15,447,195	54,560	0.35	15,392,635
7	Chawmohoni	-	-	0	-	0.00	0	5,773,493	5,773,493	100.00	-	5,773,493	5,773,493	100.00	0
8	Cox's bazar	524,418	-	524,418	524,418	100.00	-	803,872	803,872	100.00	-	1,328,290	1,328,290	100.00	-
9	Faridpur	-	-	0	-	0.00	-	7,995,299	7,995,299	100.00	-	7,995,299	7,995,299	100.00	0
10	Gaibandah	2,173,480	380,343	2,553,823	-	0.00	2,553,823	3,701,780	-	0.00	3,701,780	6,255,603	-	0.00	6,255,603
11	Ghorashal	-	-	0	-	0.00	-	231,932	231,932	100.00	-	231,932	231,932	100.00	0
12	Golapgonj	412,178	-	412,178	-	0.00	412,178	177,406	177,406	100.00	-	589,584	177,406	30.09	412,178
13	Jamalpur	-	-	0	-	0.00	-	1,061,232	674,312	63.54	386,920	1,061,232	674,312	63.54	386,920
14	Jhalakathi	-	-	0	-	0.00	-	2,543,814	2,543,814	100.00	-	2,543,814	2,543,814	100.00	0
15	Jhenaidah	249,882	-	249,882	200,631	80.29	49,251	2,374,299	2,217,539	93.40	156,760	2,624,181	2,418,170	92.15	206,011
16	Kolapara	-	-	0	-	0.00	-	561,410	561,410	100.00	-	561,410	561,410	100.00	0
17	Kurigram	214,671	-	214,671	-	0.00	214,671	971,953	-	0.00	971,953	1,186,624	-	0.00	1,186,624
18	Mymensingh	-	-	0	-	0.00	-	2,920,184	-	0.00	-	2,920,184	-	0.00	2,920,184
19	Munshiganj	860,401	-	860,401	-	0.00	-	1,386,791	348,300	25.12	1,038,491	2,247,192	348,300	15.50	1,898,892
20	Mirzapur	-	-	0	-	0.00	-	139,896	139,896	100.00	-	139,896	139,896	100.00	0
21	Nachol	6,095	-	6,095	6,095	100.00	-	80,896	80,896	100.00	-	86,991	86,991	100.00	-
22	Narail	-	-	0	-	0.00	-	2,159,402	2,159,402	100.00	-	2,159,402	2,159,402	100.00	0
23	Natore	-	-	0	-	0.00	-	1,410,106	1,410,106	100.00	-	1,410,106	1,410,106	100.00	0
24	Noakhali	-	-	0	-	0.00	0	4,099,397	4,099,397	100.00	-	4,099,397	4,099,397	100.00	0
25	Parshuram	-	-	0	-	0.00	-	21,822	21,822	100.00	-	21,822	21,822	100.00	0
26	Satkhira	144,415	-	144,415	144,415	100.00	-	2,998,338	2,998,338	100.00	-	3,142,753	3,142,753	100.00	-
27	Sirajgonj	335,970	-	335,970	335,970	100.00	-	1,847,266	1,847,266	100.00	-	2,183,236	2,183,236	100.00	-
28	Sreepur	-	-	0	-	0.00	-	35,038	35,038	100.00	-	35,038	35,038	100.00	0
29	Sreemangal	-	-	0	-	0.00	-	1,350,501	1,350,501	100.00	-	1,350,501	1,350,501	100.00	0
30	Sunamgonj	-	-	0	-	0.00	-	1,996,545	1,996,545	100.00	-	1,996,545	1,996,545	100.00	0
31	Takurgaon	470,005	-	470,005	205,919	43.81	264,086	1,080,611	-	0.00	1,080,611	1,550,616	205,919	13.28	1,344,697
Total		15,057,338	565,356	15,622,694	2,775,535	17.77	11,986,758	64,424,052	40,532,608	62.92	20,971,260	80,046,746	43,308,143	54.10	36,738,603

PART-A: Table-5.10: Status on Telephone Bills Payments

Sl. No.	Name of Pourashava	Arrear Bill				Current Bill				Total Bill	Total Payment	Total Efficiency (%)	Total Unpaid Amount
		Amount of Bill	Payment	Unpaid amount	Efficiency (%)	Amount of Bill	Payment	Unpaid amount	Efficiency (%)				
1	Barguna	-	-	-	-	14,883	14,883	-	100	14,883	14,883	100	-
2	B Baria	3,338	3,338	-	100	6,672	6,672	-	100	10,010	10,010	100	-
3	Benapole	-	-	-	-	1,104	1,104	-	100	1,104	1,104	100	-
4	Bhanga	-	-	-	-	368	368	-	100	368	368	100	-
5	Bhola	4,248	4,248	-	100	4,116	4,116	-	100	8,364	8,364	100	-
6	Chandpur	1,480	1,480	-	100	5,188	5,188	-	100	6,668	6,668	100	-
7	Chawmohoni	-	-	-	-	10,024	10,024	-	100	10,024	10,024	-	-
8	Cox's bazar	184	184	-	100	5,863	5,863	-	100	6,047	6,047	100	-
9	Faridpur	-	-	-	-	16,167	16,167	-	100	16,167	16,167	100	-
10	Gaibandah	-	-	-	-	1,343	1,343	-	100	1,343	1,343	100	-
11	Ghorashal	-	-	-	-	8,630	8,630	-	100	8,630	8,630	100	-
12	Golapgonj	-	-	-	-	56,374	56,374	-	100	56,374	56,374	100	-
13	Jamalpur	-	-	-	-	5,480	5,480	-	100	5,480	5,480	100	-
14	Jhalakathi	-	-	-	-	12,810	12,810	-	100	12,810	12,810	100	-
15	Jhenaidah	3,367	3,367	-	100	6,182	4,898	1,284	79.23	9,549	8,265	87	1,284
16	Kalapara	-	-	-	-	6,217	6,217	-	100	6,217	6,217	100	-
17	Kurigram	1,206	1,206	-	100	5,085	5,085	-	100	6,291	6,291	100	-
18	Mymensingh	-	-	-	-	11,555	-	11,555	0.00	11,555	-	-	11,555
19	Munshiganj	-	-	-	-	2,143	2,143	-	100	2,143	2,143	100	-
20	Mirzapur	-	-	-	-	-	-	-	-	-	-	-	-
21	Nachol	996	996	-	100	3,064	3,064	-	100	4,060	4,060	100	-
22	Narail	-	-	-	-	6,197	6,197	-	100	6,197	6,197	100	-
23	Natore	-	-	-	-	10,512	10,512	-	100	10,512	10,512	100	-
24	Noakhali	-	-	-	-	21,444	21,444	-	100	21,444	21,444	100	-
25	Parshuram	-	-	-	-	4,443	4,443	-	100	4,443	4,443	100	-
26	Satkhira	2,055	2,055	-	100	2,126	2,126	-	100	4,181	4,181	100	-
27	Sirajgonj	-	-	-	-	51,469	51,469	-	100	51,469	51,469	100	-
28	Sreepur	-	-	-	-	1,060	1,060	-	100	1,060	1,060	100	-
29	Sreemangal	-	-	-	-	4,330	4,330	-	100	4,330	4,330	100	-
30	Sunamgonj	-	-	-	-	16,380	16,380	-	100	16,380	16,380	100	-
31	Takurgaon	-	-	-	-	2,375	2,375	-	100	2,375	2,375	100	-
Sub Total		16,874	16,874	-	100	303,604	290,765	12,839	95.77	320,478	307,639	96	12,839

PART-A: Table-5.11: Progress Status on Interim-Assessment (October-December 2013)

Sl. No.	Name of Pourashava	No. of new holdings assessed	Amount of tax assessed (Tk)	No. of extended holdings re-assessed	Amount of tax assessed (Tk)	Total Amount of tax assessed (Tk)	Remarks
1	Barguna	5	195,692	-	-	195,692	
2	B Baria	92	29,070	-	-	29,070	
3	Benapole	8	3,934	2	833	4,767	
4	Bhanga	-	-	-	-	-	N/A, Re-assessment on going
5	Bhola	41	22,356	2	5,130	27,486	
6	Chandpur	-	-	-	-	-	N/A, Re-assessment on going
7	Chawmohoni	-	-	-	-	-	N/A, Re-assessment on going
8	Cox's Bazar		-	-	-	-	Interim ass-essment is not functional
9	Faridpur	-	-	-	-	-	N/A, Re-assessment on going
10	Gaibandah	22	6,777	-	-	6,777	
11	Ghorashal	17	9,219	2	150	9,369	
12	Golapgonj	-	-	-	-	-	Interim ass-essment is not functional
13	Jamalpur	52	21,793	-	-	21,793	
14	Jhalakathi	17	8,200	77	139,300	147,500	
15	Jhenaidah	55	279,115	37	87,910	-	N/A, Re-assessment on going
16	Kalapara	18	6,850			6,850	
17	Kurigram	29	355,943	-	-	355,943	
18	Mymensingh	101	478,102	19	108,800	586,902	
19	Munshiganj	32	28,961	30	122,625	151,586	
20	Mirzapur	3	450	-	-	450	
21	Nachol	-	-	-	-	-	N/A, Re-assessment on going
22	Narail	19	19,350	27	16,435	35,785	
23	Natore	7	3,395	-	-	3,395	
24	Noakhali	25	70,652	7	35,760	106,412	
25	Parshuram	25	5,230		-	5,230	
26	Satkhira	14	6,492	-	-	6,492	N/A, Re-assessment on going
27	Sirajgonj	77	391,050	20	199,480	590,530	
28	Sreepur	15	268,266	1	6,800	275,066	
29	Sreemangal	-	-	-	-	-	Interim ass-essment is not functional
30	Sunamgonj	-	-	-	-	-	Interim ass-essment is not functional
31	Takurgaon	44	53,647	-	-	53,647	

PART-A: Table-5.12: Progress Status on Water Tariff (October-December 2013)

Sl. No	Name of Pourashava	Pipeline Facilities	Total Demand	Total Collection	Efficiency in (%)	Dues	Remarks
1	Barguna		8,481,789	4,087,184	48.19	4,394,605	
2	B Baria		8,082,540	2,917,595	36.10	5,164,945	
3	Benapole	N/A	-	-	-	-	
4	Bhanga		1,570,364	450,897	28.71	1,119,467	
5	Bhola		8,926,258	3,423,473	38.35	5,502,785	
6	Chandpur		14,977,088	11,828,041	78.97	3,149,047	
7	Chawmohoni		15,194,946	7,065,829	46.50	8,129,117	
8	Cox's Bazar		6,706,646	965,557	14.40	5,741,089	
9	Faridpur		30,126,194	9,242,144	30.68	20,884,050	
10	Gaibandah		14,072,997	2,493,991	17.72	11,579,006	
11	Ghorashal		7,471,147	712,503	9.54	6,758,644	
12	Golapgonj	N/A	-	-	-	-	
13	Jamalpur		964,146	770,221	79.89	193,925	
14	Jhalakathi		12,907,154	5,527,400	42.82	7,379,754	
15	Jhenaidah		17,136,148	6,378,103	37.22	10,758,045	
16	Kalapara		5,799,034	2,681,318	46.24	3,117,716	
17	Kurigram		3,813,753	1,364,512	35.78	2,449,241	
18	Mymensingh		19,072,828	3,640,143	19.09	15,432,685	
19	Munshiganj		5,819,065	1,662,730	28.57	4,156,335	
20	Mirzapur	N/A	-		-	-	
21	Nachole	N/A	-		-	-	
22	Narail		4,300,395	3061367	71.19	1,239,028	
23	Natore		8,445,316	3,758,229	44.50	4,687,087	
24	Noakhali		3,960,901	1,454,518	36.72	2,506,383	
25	Parshuram	N/A	-		0.00	-	
26	Satkhira		9,318,926	4,138,425	44.41	5,180,501	
27	Sirajgonj		2,106,420	2,060,573	97.82	45,847	
28	Sreepur	N/A	-	-	-	-	
29	Sreemangal		3,054,405	1,410,246	46.17	1,644,160	
30	Sunamgonj		3,249,368	1,962,435	60.39	1,286,933	
31	Takurgaon		4,658,772	1,599,889	34.34	3,058,883	
Total			220,216,600	84,657,322	38.44	135,559,278	

PART-A: Table-5.13: Progress Status on Shop Rent (October – December 2013)

Sl. No.	Name of Pourashava	Total shop	Arear			Current			Total Demand	Total Collection	Total Unpaid Amount
			Demand	Collection	Unpaid amount	Demand	Collection	Unpaid Amount			
1	Barguna	276	56,059	7,806	48,253	2,078,281	799,230	1,279,051	2,134,340	807,036	1,327,304
2	B Baria	600	373,233	262,420	110,813	921,960	366,778	555,182	1,295,193	629,198	665,995
3	Benapole	NA	-		-			-	-	-	-
4	Bhanga	1	-		-	600	600	-	600	600	-
5	Bhola	148	652,411	367,772	284,639	1,181,100	1,115,139	65,961	1,833,511	1,482,911	350,600
6	Chandpur	594	88,508	88,508	-	1,325,012	1,032,935	292,077	1,413,520	1,121,443	292,077
7	Chawmohoni	628	545,254	227,074	318,180	897,370	847,043	50,327	1,442,624	1,074,117	368,507
8	Cox's bazar	296	1,060,103	433,585	626,518	1,878,600	205,940	1,672,660	2,938,703	639,525	2,299,178
9	Faridpur	878	486,069	340,660	145,409	1,168,752	881,440	287,312	1,654,821	1,222,100	432,721
10	Gaibandah	181	586,383	39,413	546,970	258,814	71,029	187,785	845,197	110,442	734,755
11	Ghorashal	-	-		-	113,580	16,620	96,960	113,580	16,620	96,960
12	Golapgonj	NA	-		-			-	-	-	-
13	Jamalpur	196	463,220	61,965	401,255	1,179,060	343,317	835,743	1,642,280	405,282	1,236,998
14	Jhalakathi	NA	-		-			-	-	-	-
15	Jhenaidah	146	45,837	45,837	-	715,200	221,663	493,537	761,037	267,500	493,537
16	Kalapara	66	24,525	15,150	9,375	243,300	70,925	172,375	267,825	86,075	181,750
17	Kurigram	384	1,532,007	269,991	1,262,016	48,100	87,817	(39,717)	1,580,107	357,808	1,222,299
18	Mymensingh	313	385,337	175,650	209,687	2,514,720	1,179,180	1,335,540	2,900,057	1,354,830	1,545,227
19	Munshiganj	339	41,561	41,561	-	734,222	724,900	9,322	775,783	766,461	9,322
20	Mirzapur	NA	-		-			-	-	-	-
21	Nachol	NA	-		-			-	-	-	-
22	Narail	187	35,675	35,675	-	918,000	444,500	473,500	953,675	480,175	473,500
23	Natore	255	-		-	295,000	173,498	121,502	295,000	173,498	121,502
24	Noakhali	825	1,367,226	861,250	505,976	1,356,702	554,172	802,530	2,723,928	1,415,422	1,308,506
25	Parshuram	5	16,055	4,131	11,924	13,770	5,049	8,721	29,825	9,180	20,645
26	Satkhira	94	-		-	325,650	172,352	153,298	325,650	172,352	153,298
27	Sirajgonj	430	510,099	390,895	119,204	1,966,320	524,210	1,442,110	2,476,419	915,105	1,561,314
28	Sreepur	14	338,000	225,500	112,500	156,000	-	156,000	494,000	225,500	268,500
29	Sreemangal	426	197,065	158,895	38,170	2,564,100	909,730	1,654,370	2,761,165	1,068,625	1,692,540
30	Sunamgonj	620	1,052,196	271,801	780,395	390,080	118,179	271,901	1,442,276	389,980	1,052,296
31	Takurgaon	113	-		-	201,000	125,483	75,517	201,000	125,483	75,517
Total			9,856,823	4,325,539	5,531,284	23,445,293	10,991,729	12,453,564	33,302,116	15,317,268	17,984,848

PART-B

PART-B: Table-1.1: Quarterly Status of TLCC Meeting (Newly entrant Paurashavas)

Sl. No	Region	Name of Paurashava	Meeting Date of TLCC Committee	Male	Femal e	Tota l
1	Dhaka	Madaripur	30.12.2013	33	12	35
2		Gopalgonj	11.12.2013	29	13	41
3		Dhanbari	30.12.2013	21	13	34
4	Comilla	Khagrachari	30.12.2013	31	13	44
5		Bandarban	31.12.2013	25	16	41
6		Bashurhat	30.12.2013	28	14	42
7	Jessore	Chuadanga	24.12.13	23	13	36
8		Kushtia	12.12.13	27	18	45
9		Pabna	23.12.13	30	10	40
10	Barisal	Patuakhali	18.12.13	21	13	34
11		Lalmohon	26.12.13	33	5	38
12	Rangpu r	Nilphamari	30.12.13	20	11	31
13		Patgram	30.12.13	21	15	36
14		Kakonhat	29.12.13	21	16	37
15	Sylhet	Madhabpur	29.12.2013	25	11	36
16		Hazigonj	29.12.2013	31	13	44
Total male-female participants				419	206	625
Percentage of Male-Female attendance:				67.04	32.96	100

PART-B: Table-1.2: MCC Meeting and Participants (Newly entered Paurashavas)

Sl. No	Region	Paurashava	Meeting Date of MCC	Male	Female	Total
1	Dhaka	Madaripur	0	0	0	0
2		Gopalgonj	28.11.2013	5	0	5
3		Dhanbari	18.12.2013	5	0	5
4	Comilla	Khagrachari	30.12.2013	4	0	4
5		Bandarban	31.12.2013	5	0	5
6		Bashurhat	23.12.2013	5	0	5
7	Jessore	Chuadanga	22.12.13	6	1	7
8		Kushtia	24.12.13	6	1	7
9		Pabna	22.12.13	4	1	5
10	Barisal	Patuakhali	05.12.13	5	0	5
11		Lalmohon	29.12.13	4	1	5
12	Rangpur	Nilphamari	29.12.13	4	0	4
13		Kakonhat	24.12.13	5	2	7
14		Patgram	17.12.13	5	0	5
15	Sylhet	Madhabpur	29.12.2013	5	2	7
16		Hazigonj	29.12.2013	5	0	5
Total				73	8	81
% of Total						

PART-B: Table 1.3 : Formation Date of TLCC and WLCC

Status of TLCC and WLCC					
Sl. No	Region	Paurashava	No. of Ward	Date of Formation	
				TLCC	WLCC
1	Dhaka	Madaripur	9	24.03.2011	31.05.2011
2		Gopalgonj	9	28.09.2011	27.08.2012
3		Dhanbari	9	30.11.2011	10.01.2012
4	Jessore	Chuadanga	9	23.09.2012	07.04.2012
5		Kushtia	12	30.09.2012	16.09.2012
6		Pabna	15	20.02.2011	20.02.2011
7	Comilla	Khagrachari	9	05.04.2011	06.06.2011
8		Bandarban	9	22.03.2011	28.03.2011
9		Bashurhat	9	02.09.2012	02.09.2012
10	Rangpur	Nilphamari	12	01.10.2012	01.10.2012
11		Patgram	9	17.09.2012	16.08.2012
12		Kakonhat	9	27.09.2012	16.09.2012
13	Barisal	Patuakhali	9	02.09.2012	02.09.2012
14		Lalmohan	9	24.09.2012	11.09.2012
15	Sylhet	Madhobpur	9	18.08.2011	08.12.2011
16		Hajigonj	12	13.09.2012	12.09.2012
Total			159		

PART-B: Table : 1.4 : Display Date of Citizen Charter (CC)

Status of Citizen Charter (CC)				
Sl. No	Region	Paurashava	No. of Ward	Date of Displayed
1	Dhaka	Madaripur	9	14.06.2012
2		Gopalgonj	9	14.06.2009
3		Dhanbari	9	12.02.2009
4	Jessore	Chuadanga	9	01.10.2010
5		Kushtia	12	15.07.2009
6		Pabna	15	13.05.2013
7	Comilla	Khagrachari	9	29.01.2013
8		Bandarban	9	08.05.2011
9		Bashurhat	9	10.07.2012
10	Rangpur	Nilphamari	12	15.11.2012
11		Patgram	9	23.09.2012
12		Kakonhat	9	07.10.2012
13	Barisal	Patuakhali	9	10.01.2009
14		Lalmohan	9	24.04.2009
15	Sylhet	Madhobpur	9	27.01.2013
16		Hajigonj	12	23.03.2013
Total			159	

PART-B: Table-1.5: Quarterly Progress Status of CBO Activities (October-December 2013)

SI	PS	CBO	CBO SC Meeting(Oct-Dec'13)						CBO EC Meeting(Oct-Dec'13)						Funding to CBO (13-14)		Waste Management		
			No	Presence				No	%	Presence				Resolution	Paura-Budget Allocation	Disbursement	CBO-run Van	PS-run Van	Unused Van
				F	M	Total	%			F	M	Total	%						
1	Madaripur	29	0	0	0	0	0	0	0	0	0	0	0	No	150000	0	0	0	0
2	Gopalganj	5	3	6	23	29	88	5	100	18	34	52	87	Yes	60000	0	0	22	0
3	Dhanbari	3	3	3	23	26	79	1	33	1	7	8	67	Yes	25000	0	0	3	0
4	Khagrachari	8	2	0	0	0	0	0	0	0	0	0	0	No	54000	0	0	11	0
5	Bandarban	5	3	3	24	27	82	5	100	23	37	60	100	Yes	100000	0	0	0	0
6	Bashurhat	0	0	0	0	0	0	0	0	0	0	0	0	No	500000	0	0	0	0
7	Chuadanga	5	3	6	23	29	88	5	100	18	36	54	90	Yes	30000	14400	0	8	0
8	Kushtia	24	3	3	24	27	82	20	83	70	110	180	75	Yes	150000	0	0	8	0
9	Pabna	52	3	13	15	28	85	0	0	0	0	0	0	No	200000	0	0	0	0
10	Patuakhali	3	0	0	0	0	0	0	0	0	0	0	0	No	90000	0	0	0	0
11	Lalmohan	2	0	0	0	0	0	0	0	0	0	0	0	No	50000	0	0	0	0
12	Nilphamari	2	3	9	23	32	97	2	100	8	16	24	100	Yes	30000	0	0	0	0
13	Kakonhat	1	3	6	15	21	64	1	100	5	7	12	100	Yes	25000	2875	0	0	0
14	Patgram	6	3	3	27	30	91	6	100	24	48	72	100	Yes	40000	0	1	3	0
15	Madhobpur	3	0	0	0	0	0	0	0	0	0	0	0	No	96000	0	0	0	0
16	Hazigonj	12	3	9	21	30	91	12	100	36	64	100	69	No	85000	19200	0	0	0
Total		160	30	61	218	279		57	36	203	359	562			1685000	36475	1	55	0
%				22	78	100				36	64	100			100	2	1.79	98.21	0.00

PART-B: Table 1.6 : Status of Grievance Redress Cell (GRC)

১৫১১

Status of Grievance Redress Cell				
Sl. No	Region	Paurashava	No. of Ward	Date of Formation
1	Dhaka	Madaripur	9	25.09.2012
2		Gopalgonj	9	01.07.2012
3		Dhanbari	9	26.09.2012
4	Jessore	Chuadanga	9	23.10.2012
5		Kushtia	12	11.10.2012
6		Pabna	15	20.09.2012
7	Comilla	Khagrachari	9	05.03.2011
8		Bandarban	9	28.09.2012
9		Bashurhat	9	02.09.2012
10	Rangpur	Nilphamari	12	11.10.2012
11		Patgram	9	17.09.2012
12		Kakonhat	9	03.10.2012
13	Barisal	Patuakhali	9	09.10.2012
14		Lalmohan	9	27.09.2012
15	Sylhet	Madhobpur	9	19.12.2012
16		Hajigonj	12	31.12.2012
Total			159	Formed=16 out of 16

PART-B: Table : 1.7 : Status of Mass Communication Cell (MCC)

Communication Cell (MCC)

Status of Gender Committee (GC)				
Sl. No	Region	Paurashava	No. of Ward	Date of Formation
1	Dhaka	Madaripur	9	25.09.2012
2		Gopalgonj	9	12.10.2012
3		Dhanbari	9	30.09.2012
4	Jessore	Chuadanga	9	27.09.2012
5		Kushtia	12	16.09.2012
6		Pabna	15	20.09.2012
7	Comilla	Khagrachari	9	26.08.2012
8		Bandarban	9	03.09.2012
9		Bashurhat	9	02.09.2012
10	Rangpur	Nilphamari	12	01.10.2012
11		Patgram	9	17.09.2012
12		Kakonhat	9	16.09.2012
13	Barisal	Patuakhali	9	10.10.2012
14		Lalmohan	9	27.09.2012
15	Sylhet	Madhobpur	9	11.09.2012
16		Hajigonj	12	13.10.2012
Total			159	Formed=16 out of 16

PART-B: Table-1.8: Quarterly Status of GRC's activities (Newly entrant Paurashavas)

Sl	Region	Pourashava	October						November						December						Total (October-December 2013)					
			Complain registered		Complain resolved		Complain unresolved		Complain registered		Complain resolved		Complain unresolved		Complain registered		Complain resolved		Complain unresolved		Complain registered		Complain resolved		Complain unresolved	
			M	F	M	F	M	F	M	F	M	F	M	F	M	F	M	F	M	F	M	F	M	F	M	F
1	Dhaka	Madaripur	52	15	45	12	7	3	65	7	62	5	3	2	67	18	65	15	2	3	184	40	172	32	12	8
2		Gopalganj	3	1	1	0	2	1	2	1	1	0	1	1	2	2	1	1	1	1	7	4	3	1	4	3
3		Dhanbari	2	3	1	0	1	3	3	5	1	2	2	3	4	3	1	1	3	2	9	11	3	3	6	8
4	Comilla	Khagrachari	10	9	1	2	9	7	5	4	2	2	3	2	15	10	8	6	7	4	30	23	11	10	19	13
5		Bandarban	2	0	1	0	1	0	2	1	1	1	1	0	2	2	2	2	0	0	6	3	4	3	2	0
6		Bashurhat	12	0	9	0	3	0	8	3	5	0	3	3	4	0	2	0	2	0	24	3	16	0	8	3
7	Jessore	Chuadanga	4	3	2	3	2	0	9	6	6	4	3	2	3	3	2	1	1	2	16	12	10	8	6	4
8		Kushtia	35	40	30	35	5	5	37	42	35	37	2	5	27	35	24	33	3	2	99	117	89	105	10	12
9		Pabna	5	4	4	3	1	1	4	6	4	4	0	2	4	4	4	4	0	0	13	14	12	11	1	3
10	Barisal	Patuakhali	13	6	8	2	5	4	29	11	18	8	11	3	29	21	17	16	12	5	71	38	43	26	28	12
11		Lalmohon	0	0	0	0	0	0	0	0	0	0	0	0	1	1	1	0	0	1	1	1	0	0	0	1
12	Rangpur	Nilphamari	4	0	4	0	0	0	4	3	1	1	3	2	4	2	3	1	1	1	12	5	8	2	4	3
13		Kakonhat	0	0	0	0	0	0	2	0	0	0	2	0	2	1	0	0	2	1	4	1	0	0	4	1
14		Patgram	0	0	0	0	0	0	0	0	0	0	0	0	0	0	0	0	0	0	0	0	0	0	0	0
15	Sylhet	Madhabpur	0	0	0	0	0	0	5	0	0	0	5	0	4	2	4	2	0	0	9	2	4	2	5	0
16		Hazigonj	5	2	5	2	0	0	6	3	6	3	0	0	4	3	4	3	0	0	15	8	15	8	0	0
		Total	147	83	111	59	36	24	181	92	142	67	39	25	172	107	138	85	34	22	500	282	391	211	109	71
		% of Total	64	36	48	26	16	10	66	34	52	25	14	9	62	38	49	30	12	8	64	36	50	27	14	9

PART-B: Table-2.1: Budget Allocation and Expenditure Status for O&M

Sl. No	Region	Name of Paurashava	Budget Allocation (FY 2012-13)	Budget Allocation (FY 2013-14)
1	Dhaka	Madaripur	3183452	2800000
2		Gopalgonj	13500000	13500000
3		Dhanbari	13543361	21000000
4	Comilla	Khagrachari	2000000	4000000
5		Bandarban	3000000	5000000
6		Bashurhat	7200000	8900000
7	Jessore	Chuadanga	2018592	3000000
8		Kushtia	3580000	5505000
9		Pabna	4000000	7000000
10	Rangpur	Nilphamari	3350000	4000000
11		Patgram	1700000	2500000
12		Kakonhat	3299461	13000000
13	Barisal	Patuakhali	28500000	31180000
14		Lalmohon	202884	250000
15	Sylhet	Madhabpur	2410001	15300000
16		Hazigonj	4500000	5400000
Total			95987751	142335000
Percentage of Increase from Previous Year				48.28%

PART-B: Table-3.1: Quarterly Status of Gender Committee (GC) Meeting (Newly entrant Paurashava)

Sl. No	Region	Paurashava	October				November				December				Total (October-December 2013)		
			Meeting Date	Male	Female	Total	Meeting Date	Male	Female		Meeting Date	Male	Female	Total	Male	Female	Total
1	Dhaka	Madaripur	28.10.2013	4	3	7	25.11.2013	4	3	7	26.12.2013	4	3	7	12	9	21
2		Gopalganj	29.10.2013	4	3	7	25.11.2013	4	3	7	10.12.2013	4	3	7	12	9	21
3		Dhanbari	24.10.2013	3	3	6	19.11.2013	4	3	7	28.12.2013	4	3	7	11	9	20
4	Comilla	Khagrachari	30.10.2013	3	2	5	27.11.2013	3	2	5	30.12.2013	3	2	5	9	6	15
5		Bandarban	22.10.2013	4	3	7	25.11.2013	4	3	7	19.12.2013	4	3	7	12	9	21
6		Basurhat	29.10.2013	4	3	7	26.11.2013	4	3	7	24.12.2013	4	3	7	12	9	21
7	Jessore	Chuadanga	29.10.13	3	3	6	18.11.13	3	3	6	19.12.13	3	3	6	9	9	18
8		Kushtia	29.10.13	3	3	6	29.11.13	3	3	6	30.12.13	3	3	6	9	9	18
9		Pabna	22.10.13	3	5	8	17.11.13	3	5	8	18.12.13	3	5	8	9	15	24
10	Barisal	Patuakhali	29.10.13	3	3	6	19.11.13	3	3	6	09.12.13	3	3	6	9	9	18
11		Lalmohon	20.10.13	4	2	6	27.11.13	4	3	7	24.12.13	3	3	6	11	8	19
12	Rangpur	Nilphamari	29.10.13	3	3	6	25.11.13	3	3	6	22.12.13	3	3	6	9	9	18
13		Kakonhat	27.10.13	4	3	7	27.11.13	4	3	7	23.12.13	4	3	7	12	9	21
14		Patgram	27.10.13	3	4	7	20.11.13	3	4	7	22.12.13	3	4	7	9	12	21
15	Sylhet	Madhabpur	24.10.2013	4	3	7	21.11.2013	4	3	7	17.12.2013	4	3	7	12	9	21
16		Hazigonj	23.10.2013	4	4	8	17.11.2013	3	4	7	23.12.2013	4	4	8	11	12	23
Total				56	50	106		56	51	107		56	51	107	168	152	320
%				53	47	100		52	48	100		52	48	100	53	47	100

PART-B: Table-3.2: Budget Allocation and Expenditure Status for GAP

Sl. No	Region	Name of Paurashava	Budget Allocation (FY 2013-14)	Expenditure in 2 nd Qtr		
				From PS Fund	From Project Fund	Total Expenditure
1	Dhaka	Madaripur	200000	110000	34285	144285
2		Gopalgonj	1500000	250000	43445	293445
3		Dhanbari	400000	50250	37985	88235
4	Comilla	Khagrachari	1000000	320500	36725	357225
5		Bandarban	900000	173750	37985	211735
6		Bashurhat	2550000	13500	37985	51485
7	Jessore	Chuadanga	1675000	30400	37865	68265
8		Kushtia	2180000	725000	71430	796430
9		Pabna	6300000	469500	49925	519425
10	Rangpur	Nilphamari	726000	38800	37865	76665
11		Patgram	656000	100000	37985	137985
12		Kakonhat	468782	118100	37985	156085
13	Barisal	Patuakhali	2201300	38500	37865	76365
14		Lalmohon	1200000	50000	37985	87985
15	Sylhet	Madhabpur	520072	295000	37770	332770
16		Hazigonj	2700000	772500	43250	815750
Total			25177154	3555800	658335	4214135
Percentage of Total			100.00	12.66		

PART-B: Table-4.1: Quarterly Status of PRAP Steering Committee Meeting (October-December 2013)

Month-wise PRAP Steering Committee Meeting Status																	
Sl. No	Region	Paurashava	October				November				December				Total (October-December 2013)		
			Mtng Date	M	F	Total	Mtng Date	M	F	Total	Mtng Date	M	F	Total	M	F	Total
1	Dhaka	Madaripur	24.10.2013	7	3	10	21.11.2013	8	3	11	24.12.2013	8	4	12	23	10	33
2		Gopalgonj	30.10.2013	8	4	12	2.11.2013	8	4	12	24.1.2013	8	4	12	24	12	36
3		Dhanbari	28.10.2013	8	1	9	21.11.2013	8	1	9	24.12.2013	8	1	9	24	3	27
4	Comilla	Khagrachari	31.10.2013	5	4	9	25.11.2013	5	4	9	24.12.2013	8	1	9	24	3	27
5		Bandarban	23.10.2013	10	2	12	20.11.2013	10	2	12	22.12.2013	10	2	12	30	6	36
6		Basurhat	30.10.2013	8	4	12	27.11.2013	8	4	12	26.12.2013	8	4	12	24	12	36
7	Jessore	Chuadanga	28.10.13	7	5	12	11.11.13	7	4	11	11.12.13	7	5	12	21	14	35
8		Kushtia	29.10.13	7	3	10	26.11.13	7	3	10	28.12.13	7	3	10	21	9	30
9		Pabna	21.10.13	6	6	12	19.11.13	6	6	12	19.12.13	6	5	11	18	17	35
10	Barisal	Patuakhali	30.10.13	8	2	10	21.11.13	7	2	9	11.12.13	7	2	9	22	6	28
11		Lalmohon	21.10.13	7	2	9	29.11.13	9	3	12	26.12.13	7	2	9	23	7	31
12	Rangpur	Nilphamari	28.10.13	7	4	11	25.11.13	8	4	12	24.12.13	8	4	12	23	12	35
13		Kakonhat	28.10.13	10	1	11	28.11.13	8	4	12	24.12.13	8	4	12	28	9	37
14		Patgram	30.10.13	8	4	12	24.11.13	8	4	12	18.12.13	8	4	12	24	12	36
15	Sylhet	Madhabpur	27.10.2013	7	4	11	24.11.2013	8	4	12	26.12.2013	5	3	8	20	11	31
16		Hazigonj	28.10.2013	4	3	7	18.11.2013	6	3	9	22.11.2013	7	2	9	17	8	25
Total				117	52	169		121	55	176		120	50	170	366	151	518
%				69	31	100		69	31	100		71	29	100	71	29	100

PART-B: Table-4.2: Budget Allocation and Expenditure Status for PRAP

Sl. No	Region	Name of Paurashava	Budget Allocation (FY 2013-14)	Expenditure in 1 st Qtr	Expenditure in 2 nd Qtr	Amount spent (%)
1	Dhaka	Madaripur	3150000	0	155000	4.92
2		Gopalgonj	2800000	0	200000	7.14
3		Dhanbari	700000	91745	99750	27.36
4	Comilla	Khagrachari	1500000	375000	308500	45.57
5		Bandarban	1450000	265000	323600	4.59
6		Bashurhat	4200000	13300	6000	0.46
7	Jessore	Chuadanga	3000000	687875	758595	48.22
8		Kushtia	5220000	1000000	450000	27.78
9		Pabna	11000000	0	1816700	16.52
10	Rangpur	Nilphamari	1210000	58100	52000	9.10
11		Patgram	1640000	250000	100000	21.34
12		Kakonhat	781303	0	8250	1.06
13	Barisal	Patuakhali	5503250	61850	407060	8.52
14		Lalmohon	2000000	35960	55000	4.55
15	Sylhet	Madhabpur	1220000	0	456000	37.38
16		Hazigonj	4452000	1097750	95830	26.81
Total			49826553	3936580	5292285	18.52
Percentage of Total			100.00	7.9	10.62	18.52

PART-B: Table-4.3: Quarterly Status of CBO Steering Committee Meeting (Newly entered Paurashava)

Month-wise CBO Steering Committee Meeting Status																	
Sl. No	Region	Paurashava	October				November				December				Total (October-December 2013)		
			Mtng Date	M	F	Total	Mtng Date	M	F	Total	Mtng Date	M	F	Total	M	F	Total
1	Dhaka	Madaripur	0	0	0	0	0	0	0	0	0	0	0	0	0	0	0
2		Gopalganj	25.10.2013	8	2	10	24.11.2013	8	2	10	24.12.2013	7	2	9	23	6	29
3		Dhanbari	29.10.12.2013	8	1	9	25.11.2013	8	1	9	26.12.2013	7	1	8	23	3	26
4	Comilla	Khagrachari	0	0	0	0	0	0	0	0	0	0	0	0	0	0	0
5		Bandarban	21.10.2013	8	1	9	25.11.2013	6	1	7	23.12.2013	10	1	11	24	3	27
6		Bashurhat	0	0	0	0	0	0	0	0	0	0	0	0	0	0	0
7	Jessore	Chuadanga	30.10.13	8	2	10	12.11.13	7	2	9	12.12.13	8	2	10	23	6	29
8		Kushtia	30.10.13	8	1	9	28.11.13	8	1	9	12.12.13	8	1	9	24	3	27
9		Pabna	20.10.13	5	4	9	21.11.13	5	4	9	22.12.13	5	5	10	15	13	28
10	Barisal	Patuakhali	0	0	0	0	0	0	0	0	0	0	0	0	0	0	0
11		Lalmohon	0	0	0	0	0	0	0	0	0	0	0	0	0	0	0
12	Rangpur	Nilphamari	24.10.13	7	3	10	17.11.13	8	3	11	17.12.13	8	3	11	23	9	32
13		Kakonhat	29.10.13	5	2	7	26.11.13	5	2	7	26.12.13	5	2	7	15	6	21
14		Patgram	28.10.13	9	1	10	26.11.13	9	1	10	18.12.13	9	1	10	27	3	30
15	Sylhet	Madhabpur	0	0	0	0	0	0	0	0	0	0	0	0	0	0	0
		Hazigonj	20.11.2013	7	3	10	26.11.2013	7	3	10	22.12.2013	7	3	10	21	9	30
Total				73	20	93		71	20	91		74	21	95	218	61	279
%				78	22	100		78	22	100		78	22	100	78	22	100

PART-B: Table 3.3 : Status of Fund Allocation for GAP & PRAP

Status of Fund Allocation for GAP					
Sl. No	Region	Paurashava	No. of Ward	Fund Allocated for	
				GAP	PRAP
1	Dhaka	Madaripur	9	243000	15,00,000
2		Gopalgonj	9	2204250	3673750
3		Dhanbari	9	4,60,000	2,50,000
4	Jessore	Chuadanga	9	970735	281300
5		Kushtia	12	1838000	2025000
6		Pabna	15	247000	4050000
7	Comilla	Khagrachari	9	340000	680000
8		Bandarban	9	300000	1000000
9		Bashurhat	9	521000	1025000
10	Rangpur	Nilphamari	12	2,00,000	2,50,000
11		Patgram	9	3,50,000	7,50,000
12		Kakonhat	9	22,52,172	50,00,000
13	Barisal	Patuakhali	9	1080000	2,00,000
14		Lalmohan	9	315000	880000
15	Sylhet	Madhobpur	9	210000	250000
16		Hajigonj	12	1254900	3138000
Total			159		

PART-B: Table : 4.4 : Status of Slums Existed

Status of Slums Existed				
Sl. No	Region	Paurashava	No. of Ward	No.of SIC
1	Dhaka	Madaripur	9	6
2		Gopalgonj	9	36
3		Dhanbari	9	0
4	Jessore	Chuadanga	9	25
5		Kushtia	12	50
6		Pabna	15	30
7	Comilla	Khagrachari	9	12
8		Bandarban	9	26
9		Bashurhat	9	0
10	Rangpur	Nilphamari	12	5
11		Patgram	9	6
12		Kakonhat	9	7
13	Barisal	Patuakhali	9	13
14		Lalmohan	9	3
15	Sylhet	Madhobpur	9	5
16		Hajigonj	12	6
Total			159	230

Quarterly Progress Status on Computerized Accounting System and Computerized Tax Record System (1st Quarter: October-December 2013-14 FY)

PART-B: Table-5.1: A Computerized A/C system				
Sl. No.	PS	Yes (Y)	No (N)	Remarks
1	2	3	4	5
1	Bandarban	Y		Done
2	Bashurhat		N	Done
3	Chuadanga	Y		Done
4	Dhanbari	Y		Done
5	Gopalganj	Y		Done
6	Hazigonj	Y		Done
7	Kakonhat	Y		Done
8	Khagrachari	Y		Done
9	Kushtia	Y		Done
10	Lalmohan	Y		Done
11	Madaripur	Y		Done
12	Madhobpur	Y		Done
13	Nilphamari	Y		Done
14	Patgram	Y		Done
15	Pabna	Y		Done
16	Patuakhali	Y		Done

PART-B: Table-5.2: Computerized Tax record system				
Sl. No.	PS	Yes (Y)	No (N)	Remarks
1	2	3	4	5
1	Bandarban	Y		Done
2	Bashurhat	Y		Done
3	Chuadanga	Y		Done
4	Dhanbari	Y		Done
5	Gopalganj	Y		Done
6	Hazigonj	Y		Done
7	Kakonhat	Y		Done
8	Khagrachori	Y		On going
9	Kushtia	Y		Done
10	Lalmohan	Y		Done
11	Madaripur	Y		Done
12	Madhobpur	Y		Done
13	Nilphamari	Y		Done
14	Patgram	Y		Done
15	Pabna	Y		Done
16	Patuakhali	Y		Done

Quarterly Progress Status on Computerized Trade Licence System and Computerized Water Billing System (1st Quarter: October-December 2013-14 FY)

PART-B: Table-5.3: A Computerized Trade Licence System				
Sl. No.	PS	Yes (Y)	No (N)	Remarks
1	2	3	4	5
1	Bandarban	Y		Done
2	Bashurhat	Y		On going
3	Chuadanga	Y		Done
4	Dhanbari	Y		Done
5	Gopalganj	Y		Done
6	Hazigonj	Y		On going
7	Kakonhat	Y		On going
8	Khagrachari	Y		Done
9	Kushtia	Y		Done
10	Lalmohan	Y		On going
11	Madaripur	Y		Done
12	Madhobpur	Y		On going
13	Nilphamari	Y		Done
14	Patgram	Y		Done
15	Pabna	Y		Done
16	Patuakhali	Y		Done

PART-B: Table-5.4: Computerized Water Billing System (WBS)				
Sl. No.	PS	Yes (Y)	No (N)	Remarks
1	2	3	4	5
1	Bandarban			No WBS
2	Bashurhat			No WBS
3	Chuadanga	Y		Done
4	Dhanbari			No WBS
5	Gopalganj	Y		Done
6	Hazigonj	Y		Done
7	Kakonhat			No WBS
8	Khagrachori			No WBS
9	Kushtia	Y		Done
10	Lalmohan	Y		Done
11	Madaripur	Y		Done
12	Madhobpur	Y		Done
13	Nilphamari	Y		Done
14	Patgram			No WBS
15	Pabna	Y		Done
16	Patuakhali			No WBS

PART-B: Table-5.5: Progress Status on Holding Tax Collection of 16 PSs (October-December 2013)

Sl. No	Name of the Pourashava	FY : 2013-2014			Remarks
		Demand (Yearly)	Collection (1st Qtr)	Efficiency (%)	
1	2	3	4	5	6
1	Bandarban	12,111,368	4,203,540	34.71	
2	Basurhat	4,143,520	2,432,361	58.70	
3	Chuadanga	17,876,479	10,763,231	60.21	
4	Dhanbari	1,875,695	382,838	20.41	
5	Gopalganj	14,302,877	6,359,739	44.46	
6	Hajigonj	8,569,996	4,290,626	50.07	
7	Kakonhat	726,464	312,337	42.99	
8	Khagrachori	24,957,135	12,278,346	49.20	
9	Kustia	22,220,997	15,315,408	68.92	
10	Lalmohan	4,612,308	1,615,612	35.03	
11	Madaripur	22,250,811	8,083,722	36.33	
12	Madhobpur	3,192,453	1,026,906	32.17	
13	Nilphamari	9,512,458	4,865,413	51.15	
14	Patgram	1,765,126	901,358	51.06	
15	Pabna	23,016,879	11,086,220	48.17	
16	Patowakhali	16,882,004	9,124,354	54.05	
Total		188,016,570	93,042,011	49.49	

PART-B: Table-5.6: Progress Status on Other Own Source/Non-Tax Revenue Collection (October-December 2013)

Sl. No	Name of the Pourashava	FY : 2013-2014			Remarks
		Demand (Yearly)	Collection (1st Qtr)	Efficiency (%)	
1	Bandarban	12,127,896	3,930,790	32.41	
2	Basurhat	13,399,004	8,508,556	63.50	
3	Chuadanga	27,779,008	7,339,328	26.42	
4	Dhanbari	9,807,906	2,721,452	27.75	
5	Gopalganj	32,734,033	11,839,720	36.17	
6	Hajigonj	23,711,336	8,068,457	34.03	
7	Kakonhat	13,448,501	5,756,550	42.80	
8	Khagrachori	21,255,407	13,077,342	61.52	
9	Kushtia	50,154,491	23,328,949	46.51	
10	Lalmohan	13,723,624	3,088,802	22.51	
11	Madaripur	36,418,151	9,797,696	26.90	
12	Madhobpur	16,198,528	3,988,288	24.62	
13	Nilphamari	12,477,790	3,191,647	25.58	
14	Patgram	17,236,505	1,992,146	11.56	
15	Pabna	43,294,580	26,965,826	62.28	
16	Patowakhali	58,057,283	14,099,997	24.29	
Total		401,824,043	147,695,546	36.76	

PART-B: Table-5.7: Reassessment Status of 16 PSs (October-December 2013-14 FY)

Sl. No.	PSs	Previous to last re-assessment (FY)	last re-assessment effective now	Next re-assessment due (FY)	Current status of re-assessment	Remarks
1	2	3	4	5	6	7
1.	Bandarban	2000-2001	2011-2012	2017-2018	Done	
2.	Bashurhat	2005-2006	2010-2011	2015-2016	Done	
3.	Chuadanga	2001-2002	2009-2010	2014-2015	On going	
4.	Dhanbari	2003-2004	2013-2014	2018-2019	Done	
5.	Gopalganj	2004-2005	2009-2010	2014-2015	On going	
6.	Hajigonj	2002-2003	2011-2012	2016-2017	Done	
7.	Kakonhat	2005-2006	2010-2011	2015-2016	Done	
8.	Khagrachari	2006-2007	2012-2013	2017-2018	Done	
9.	Kushtia	1999-2000	2013-2014	2018-2019	Done	
10.	Lalmohan	2002-2003	2011-2012	2016-2017	Done	
11.	Madaripur	2002-2003	2012-2013	2017-2018	Done	
12.	Madhobpur	2004-2005	2012-2013	2017-2018	Done	
13.	Nilphamari	1994-1995	2013-2014	2018-2019	Done	
14.	Paatgram	2006-2007	2011-2012	2016-2017	Done	
15.	Pabna	2006-2007	2012-2013	2017-2018	Done	
16.	Patuakhali	2004-2005	2012-2013	2017-2018	Done	

PART-B: Table-5.8: Loan Repayment Status

Sl. No.	Name of the Pourashava	Loan (Not taken) N/A	Loan Taken From	Total amount of Loan with interest (Tk)	Total paid with interest (Tk)	Total Unpaid	Installment status				Remarks
							Total Installments to be paid	Installment paid	Installment over due (up-to date)	Total Installment due	
1	Bandarban	N/A				-			0	-	
2	Bashurhat		BMDF	2,411,077	316,822	2,094,255	36	4	0	32	
3	Chuadanga		BMDF	5,853,738	5,401,693	452,045	36	32	0	4	
				7,793,535	549,129	7,244,406	36	2	2	34	
4	Dhanbari	N/A				-				-	
5	Gopalganj		BMDF	4,854,974	643,500	4,211,474	37	3	0	34	
6	Hajigonj	N/A				-				-	
7	Kakonhat		BMDF	4,278,094	2,881,563	1,396,531	36	23	0	13	
8	Khagrachori	N/A				-				-	
9	Kushtia		BMDF	7,160,000	6,280,590	879,410	36	29	0	7	Advance Payment
10	Lalmohan		BMDF	7,543,056	6,323,166	1,219,890	43	32	2	11	
11	Madaripur	N/A				-				-	
12	Madhobpur	N/A				-				-	
13	Nilphamari		BMDF	13,223,478	931,521	12,291,957	36	1	2	35	
14	Paatgram		BMDF	2,898,974	1,233,413	1,665,561	37	14	1	23	
15	Pabna		BMDF	9,365,938	6,420,927	2,945,011	36	31	0	5	
16	Patowakhali		BMDF	18,240,910	2,475,780	15,765,130	37	4	0	33	
Total (Table: B)				83,623,774	33,458,104	50,165,670	406	175	7	231	

PART-B: Table-5.9: Status on Telephone Bills Payments

Sl. No.	Name of Pourashava	Arrear Bill				Current Bill				Total Bill	Total Payment	Total Efficiency (%)	Total Unpaid Amount
		Amount of Bill	Payment	Unpaid amount	Efficiency (%)	Amount of Bill	Payment	Unpaid amount	Efficiency (%)				
1	Bandarban	6,275	6,275	-	100	17,152	17,152	-	100	23,427	23,427	100	-
2	Basurhut	1,015	1,015	-	100	1,659	1,659	-	100	2,674	2,674	100	-
3	Chuadanga	-	-	-	-	6,417	6,417	-	100	6,417	6,417	100	-
4	Dhanbari	-	-	-	-	2,113	2,113	-	100	2,113	2,113	-	-
5	Gopalganj	-	-	-	-	11,662	11,662	-	100	11,662	11,662	100	-
6	Hazigonj	2,365	2,365	-	100	12,447	12,447	-	100	14,812	14,812	100	-
7	Kakonhat	-	-	-	-	8,812	8,812	-	100	8,812	8,812	-	-
8	Khagrachori	9,476	9,476	-	100	5,240	5,240	-	100	14,716	14,716	100	-
9	Kushtia	-	-	-	-	20,311	20,311	-	100	20,311	20,311	100	-
10	Lalmohon	-	-	-	-	4,211	1,705	2,506	40	4,211	1,705	40.49	2,506
11	Madaripur	-	-	-	-	3,495	3,495	-	100	3,495	3,495	100	-
12	Madhbpur	1,569	1,569	-	100	2807	2807	-	100	4,376	4,376	100	-
13	Nilfamari	-	-	-	-	-	-	-	-	-	-	-	-
14	Pabna	-	-	-	-	17,747	17,747	-	100	17,747	17,747	100	-
15	Patgram	-	-	-	-	1,229	1,229	-	100	1,229	1,229	100	-
16	Patuakhali	-	-	-	-	18,591	15,715	2,876	85	18,591	15,715	85	2,876
Sub Total		20,700	20,700	-	100	133,893	128,511	5,382	96	154,593	149,211	96.52	5,382

PART-B: Table-5.10: Status on Electricity Bills Payments

Sl. No.	Name of Pourashava	Arrear Bill						Current Bill				Total Bill (Arrear+Current)	Total Paid (Arrear+Current)	Total Efficiency (%)	Total Unpaid Amount
		Amount of Arrear Bill as on 30th June/13	Amount of Surcharge	Total Arrear +Surcharge	Payment	Efficiency (%)	Unpaid amount	Bill	Payment	Efficiency (%)	Unpaid amount				
1	Bandarban	75,219	22,347	97,566	97,566	100.00	(0)	198,272	39,578	20	158,694	295,838	137,144	46.36	158,694
2	Basurhut	37,487	-	37,487	37,487	100.00	-	192,190	192,190	100	-	229,677	229,677	100.00	-
3	Chuadanga	-	-	0	-	0.00	-	2,088,018	2,088,018	100	-	2,088,018	2,088,018	100.00	0
4	Dhanbari	-	-	0	-	0.00	-	128,268	128,268	100	-	128,268	128,268	100.00	0
5	Gopalganj	-	-	0	-	0.00	-	4,302,391	4,302,391	100	-	4,302,391	4,302,391	100.00	0
6	Hajigonj	-	-	0	-	0.00	-	1,380,640	1,380,640	100	-	1,380,640	1,380,640	100.00	0
7	Kakonhat	-	-	0	-	0.00	-	165,937	165,937	100	-	165,937	165,937	100.00	0
8	Khagrachori	595,737	-	595,737	353,976	59.42	241,761	198,376	198,376	100	-	794,113	552,352	69.56	241,761
9	Kushtia	-	-	0	-	0.00	-	6,267,414	6,267,414	100	-	6,267,414	6,267,414	100.00	0
10	Lalmohon	242,601	68,632	311,233	-	0.00	311,233	349,058	-	0	349,058	660,291	-	-	660,291
11	Madaripur	-	-	0	-	0.00	-	212,423	212,423	100	-	212,423	212,423	100.00	0
12	Madhbpur	-	-	0	-	0.00	-	235,371	235,371	100	-	235,371	235,371	100.00	0
13	Nilfamari	-	-	0	-	0.00	0.00	671,243	445,473	66	225,770	671,243	445,473	66.37	225,770
14	Pabna	1,955,312	62,844	2,018,156	2,018,156	100.00	-	5,045,264	3,664,512	72.63	1,380,752	7,063,420	5,682,668	80.45	1,380,752
15	Patgram	13,513	-	13,513	13,513	100.00	-	66,718	66,718	100	-	80,231	80,231	100.00	-
16	Patuakhali	2,812,359	52,903	2,865,262	2,741,902	95.69	123,360	3,370,519	-	0	3,370,519	6,235,781	2,741,902	43.97	3,493,879
Total		5,732,228	206,726	5,938,954	5,262,600	88.61	676,354	24,872,101	19,387,309	77.95	5,484,792	30,811,055	24,649,909	80.00	6,161,146

PART-B: Table-5.11: Progress Status on Interim-Assessment (October-December 2013)

Sl. No.	Name of Pourashava	No. of new holdings assessed	Amount of tax assessed (Tk)	No. of extended holdings re-assessed	Amount of tax assessed (Tk)	Total Amount of tax assessed (Tk)	Remarks
1	Bandarban	8	10575	4	4215	14790	
2	Basurhut	46	91100	8	39547	130647	
3	Chuadanga						N/A, Re-assessment on going
4	Dhanbari	1	60	0	0	60	
5	Gopalganj	0	0	0	0	0	N/A, Re-assessment on going
6	Hajigonj	46	17460	0	0	17460	
7	Kakonhat	2	5250	0	0	5250	
8	Khagrachori	120	1475390	32	951358	2426748	
9	Kushtia	43	73521	45	62034	135555	
10	Lalmohon	57	8505	20	10750	19255	
11	Madaripur	280	113400	0	0	113400	
12	Madhbpur	9	15625	1	1900	17525	
13	Nilfamari	2	145312	0	0	145312	
14	Pabna	92	66420	5	21330	87750	
15	Patgram	0	0	0	0	0	Interim assessment is not functional
16	Patuakhali	54	12180	0	0	12180	

PART-B: Table-5.12: Progress Status on Water Tariff (October-December 2013)

Sl. No	Name of Pourashava	Pipeline Facilities	Total Demand	Total Collection	Efficiency in (%)	Dues	Remarks
1	Bandarban		-	-	-	-	Under DPHE
2	Bashurhat	N/A	-	-	-	-	N/A
3	Chuadanga		9,166,128	4,060,731	44.30	5,105,397	
4	Dhanbari	N/A	-		-	-	N/A
5	Gopalganj		22,360,514	8,631,471	38.60	13,729,043	
6	Hajigonj		2,785,701	2,183,641	78.39	602,060	
7	Kakonhat	N/A	-	-	-	-	N/A
8	Khagrachori		-	-	-	-	Under DPHE
9	Kushtia		9,346,054	8,725,012	93.36	621,042	
10	Lalmohan		1,142,143	287,354	25.16	854,789	
11	Madaripur		8,423,370	2030529	24.11	6,392,841	
12	Madhobpur		499,161	151,728	30.4	347,433	
13	Nilphamari		1,471,160	562,350	38.22	908,810	
14	Patgram	N/A	-	-	-	-	N/A
15	Pabna		4,983,995	4,287,145	86.02	696,850	
16	Patuakhali		8,829,982	7,900,359	89.47	929,623	
Total			69,008,208	38,820,320	56.25	30,187,888	

PART-B: Table-5.13: Progress Status on Shop Rent (October-December 2013)

Sl. No.	Name of Pourashava	Total shop	Arear			Current			Total Demand	Total Collection	Total Unpaid Amount
			Demand	Collection	Unpaid amount	Demand	Collection	Unpaid Amount			
32	Bandarban	27	1,250	1,250	-	190,730	183,371	7,359	191,980	184,621	7,359
33	Basurhut	180	179,597	145,046	34,551	536,382	269,317	267,065	715,979	414,363	301,616
34	Chuadanga	74	-		-	103,600	68,400	35,200	103,600	68,400	35,200
35	Dhanbari	50	21,400	-	21,400	144,000	48,970	95,030	165,400	48,970	116,430
36	Gopalganj	221	195,364	62,600	132,764	886,561	828,451	58,110	1,081,925	891,051	190,874
37	Hajigonj	470	60,000	47,250	12,750	955,140	318,636	636,504	1,015,140	365,886	649,254
38	Kakonhat	NA	-		-			-	-	-	-
39	Khagrachari	84	-		-	434,400	372,150	62,250	434,400	372,150	62,250
40	Kushtia	1280	-		-	3,729,880	2,540,964	1,188,916	3,729,880	2,540,964	1,188,916
41	Lalmohon	98	472,900	74,250	398,650	137,300	41,700	95,600	610,200	115,950	494,250
42	Madaripur	21	1,800	1,800	-	170,000	56,200	113,800	171,800	58,000	113,800
43	Madhbpur	NA	-		-			-	-	-	-
44	Nilfamari	383	1,874	-	1,874	1,301,907	456,629	845,278	1,303,781	456,629	847,152
45	Pabna	557	-		-	1,450,130	675,898	774,232	1,450,130	675,898	774,232
46	Patgram	10	106,100	14,400	91,700	43,200	3,700	39,500	149,300	18,100	131,200
47	Patuakhali	171	122,759	44,950	77,809	755,050	600,444	154,606	877,809	645,394	232,415
Total -B			1,163,044	391,546	771,498	10,838,280	6,464,830	4,373,450	12,001,324	6,856,376	5,144,948

PART-B: Table-6.1: Status of e-Governance

Sl. No	Region	Paurashava	No. of Ward	E-Governance Existed
1	2	3	4	5
1	Dhaka	Madaripur	9	Yes
2		Gopalganj	9	Yes
3		Dhanbari	9	Yes
4	Jessore	Chuadanga	9	Yes
5		Kushtia	12	Yes
6		Pabna	15	Yes
7	Comilla	Khagrachari	9	Yes
8		Bandarban	9	Yes
9		Bashurhat	9	Yes
10	Rangpur	Nilphamari	12	Yes
11		Patgram	9	Yes
12		Kakonhat	9	Yes
13	Barisal	Patuakhali	9	Yes
14		Lalmohan	9	Yes
15	Sylhet	Madhobpur	9	Yes
16		Hajigonj	12	Yes
Total			159	

PART-B: Table-6.2: Status of Standing Committee

Sl. No	Region	Paurashava	No. of Ward	Date of Formation
1	2	3	4	5
1	Dhaka	Madaripur	9	13/4/2011
2		Gopalganj	9	28/4/2011
3		Dhanbari	9	14/3/2011
4	Jessore	Chuadanga	9	12/10/2011
5		Kushtia	12	30/9/2012
6		Pabna	15	20/2/2011
7	Comilla	Khagrachari	9	5/3/2011
8		Bandarban	9	8/8/2012
9		Bashurhat	9	24/1/2012
10	Rangpur	Nilphamari	12	1/10/2012
11		Patgram	9	27/2/2011
12		Kakonhat	9	29/4/2012
13	Barisal	Patuakhali	9	12/9/2012
14		Lalmohan	9	27/2/2012
15	Sylhet	Madhobpur	9	23/2/2012
16		Hajigonj	12	12/9/2012
Total			159	

PART-C

Quarterly Progress Report on administrative and reorganizing issues of GICD Consultants Team

Based on the unspent inputs and unallocated budget against the consultancy services of GICD consultants as of December 2012, the team has been rearranged and the services extended up to December 2013. Similarly, considering the support-necessity of 16 Pourashavas, it has been proposed for further extension of 6 months from January to June 2014. However, the rearranged team has been carrying out services with narrowed down staff to continue consultancy services to 31 old Pourashavas as well as to ensure consultancy services to 16 new Pourashavas.

Staffing:

In the reorganized GICD team, as on 31 December 2013, there are 1 IT Specialist, 3 Regional Coordinators, 4 Urban Planning Facilitators, 22 Municipal Finance Facilitators, and 33 Community Mobilization Facilitators providing consultancy services. Person-month spent up to this quarter is 802.69 against contracted **826.66 person-months**. Person-month remained **unutilized is 23.97**.

Replacement and Recruitment

During this 2nd Quarter, 1 Regional Coordinators and 1 Facilitators have discontinued from their services.

Payment against Per-diem and Communication

Per-diem: Per-diem has been paid to staff and made clear dues that had remained unpaid since a long.

Communication: Similarly, like per-diem, costs for communication through mobile phone and internet facilities have made clear..

General Comments and Conclusions

Overall, the project implementation has been progressing well. The project gets in Phase-III after achieving various targets in Phase-II. The project inputs of “Citizen Awareness and Participations” have been promoting the morale, governance, and administrative excellence in all 47 Pourashavas even though the level of improvement may not be same in each PS. There are common feelings amongst the Mayors, Councilors, and citizens that the GICD-consultants’ involvements in implementing activities of UGIAP have increased transparency, lessen gaps between the citizens and the PSs. Implementation of GAP and PRAP under “Women participation” and “Integration of the Urban Poor” have a positive impact on women empowerment, which has made them available for actively participating in different committee meetings. They are now more aware and responsible about the PS development activities.

The UGIIP-II PSs are now aware of benefits for increasing collection efficiency of holding tax and non tax own revenue sources income under the “Financial Accountability and Sustainability” of UGIAP. The citizens are responding through making regular payment of holding taxes as these are now computerized system and transparent. ***PS’s holding tax collection efficiency came up to 47.04% at the end of the 2nd Quarter of 2013-14 FY and it is 6.31% more compared to the same period of the previous year.***

ANNEX-01: Existing Staff-Status as of September 2013**GICD Team List**

Sl. No	Name	Designation
1	Md. Ghulam Kibria	Team Leader
2	Md. Shahidur Rahman Khan	Office Manager
3	Rajib Hasan	IT Specialist
4	Md. Sorowar Hossain Hawiader	Administrative Assistant

Regional Coordinators

1	Khandker Hafizur Rahman	RC (Community Mob)
2	Md. Bazlur Rahman	RC (Community Mob)
3	Md.Rabiul Alam	RC (Finance)

Urban Planning Facilitators

1	S.M. Abdullah Al Mamun	Facilitator (UP)
2	Al-Amin Sikder	Facilitator (UP)
3	Md. Saiful Islam	Facilitator (UP)
4	Md. Rabiul Awal	Facilitator (UP)

Municipal Finance Facilitators

1	Md. Mizanur Rahaman	Facilitator (MF)
2	Fahima Khatun (CM)	Facilitator (MF)
3	GM Munir Hossain	Facilitator (MF)
4	Md. Moniruzzaman	Facilitator (MF)
5	Md. Anisur Rahman	Facilitator (MF)
6	Md. Motiar Rahman	Facilitator (MF)
7	Farjana Akhter	Facilitator (MF)
8	Md. Israt Hossain (Lit)	Facilitator (MF)
9	Shirin Sultana	Facilitator (MF)
10	Md. Selim Reza	Facilitator (MF)
11	Md. Abdul Jabbar	Facilitator (MF)
12	Ratan Kumar Shaha	Facilitator (MF)
13	Md. Abdul Momin	Facilitator (MF)
14	Md. Shahinuzzaman	Facilitator (MF)
15	Saifur Rahman Ch.	Facilitator (MF)
16	Md. Abdus Sattar	Facilitator (MF)
17	Md. Rakibul Haque Chowd:	Facilitator (MF)
18	Ashraful Islam	Facilitator (MF)

19	Md. Mahbubur Rahman	Facilitator (MF)
20	Md. Ohidul Islam	Facilitator (MF)
21	Firoza Khatun	Facilitator (MF)
22	Mst: Sufia Khatun	

Community Mobilization Facilitators

1.	Md. Golam Zakaria	Facilitator (CM)
2.	Md. Anwarul Amin	Facilitator (CM)
3.	Md. Babul Khan	Facilitator (CM)
4.	SM Sultan Mahmud	Facilitator (CM)
5.	Farhana Tahir	Facilitator (CM)
6.	Khonkoker Riazul H.	Facilitator (CM)
7.	Md. Haider Ali	Facilitator (CM)
8.	Md. Asadulla Sadat	Facilitator (CM)
9.	Md. Kowsar Ali	Facilitator (CM)
10.	Md. Shahin Pervez	Facilitator (CM)
11.	Md. Monjurul Karim	Facilitator (CM)
12.	Shovon Lal Mondal	Facilitator (CM)
13.	Md. Ahad Ali	Facilitator (CM)
14.	Md. Mizanur Rahman	Facilitator (CM)
15.	Md. Emdadul Haque	Facilitator (CM)
16.	Md. Aminul Haque	Facilitator (CM)
17.	S.K.Md. Ali Hossain	Facilitator (CM)
18.	Md. Nazmul Hossain	Facilitator (CM)
19.	Md. Ataur Rahman	Facilitator (CM)
20.	Md. Abu Sharif	Facilitator (CM)
21.	Afroza Khatun	Facilitator (CM)
22.	Md. Abdus Salam Azadi	Facilitator (CM)
23.	Shudhanshu Kumar	Facilitator (CM)
24.	Bikash Chandra Roy	Facilitator (CM)
25.	Chanchal Hossain	Facilitator (CM)
26.	Md. Ahsan Habib	Facilitator (CM)
27.	Tarikul Islam	Facilitator (CM)
28.	Md. Shamsul Alam	Facilitator (CM)
29.	Md. Nurzzaman	Facilitator (CM)
30.	Nazma Khatun	Facilitator (CM)
31.	N.N.Nasreen	Facilitator (CM)
32.	Chhabi Sarkar	Facilitator (CM)
33.	Iren Naher	Facilitator (CM)

Governance Improvement and Capacity Development (GICD)
Second Urban Governance Infrastructure Improvement (Sector) Project (UGIIP-II)
Provision and Utilization of Person-months

No	Name of Expert	Position	Contracted Quantity	Quantity (Man-Month)			Total Time unspent as on 30.11.2013
				Upto Previous Invoice	Current Invoice	As on 30.12.13	
1	2	3	4	5	6	7=(5+6)	8=(4-7)
1	Chowdhury Fazle Bari	Team Leader	33.33	31.72	-	31.72	1.61
2	Md. Ghulam Kibria	Deputy Team Leader	44.93	42.58	1.00	43.58	1.35
Sub-total			78.26	74.30	1.00	75.30	2.96
1	Rathindra Lal Biswas	Regional Coordinator (Urban Planner)	34.42	34.42	-	34.42	0.00
2	Moniza Biswas/Mohirul Islam	"	42.26	40.26	1.00	41.26	1.00
3	Fatema Zikrun Bari	"	32.25	30.42	-	30.42	1.83
4	Ahmed Zaman Tariq/Debashish Chakroborti	"	23.47	23.47	-	23.47	0.00
5	Dewan Gulam Kibria	"	21.35	21.35	-	21.35	0.00
6	Md. Abul Hossain	"	34.50	31.00	-	31.00	3.50
Sub-total			188.25	180.92	1.00	181.92	6.33
1	Md. Rabiul Alam	Regional Coordinator (Municipal Finance)	46.36	44.36	1.00	45.36	1.00
2	Md. Alfaz Uddin	"	34.50	34.50	-	34.50	0.00
3	Syed Forhad Hossain	"	34.50	34.50	-	34.50	0.00
4	Soroardy	"	28.48	28.48	-	28.48	0.00
5	Md. Enamul Hoque	"	46.43	37.43	-	37.43	9.00
6	Md. Zinarul Islam	"	34.50	34.50	-	34.50	0.00
Sub-total			224.77	213.77	1.00	214.77	10.00
1	Ajit Kumar Chakrobarti/Akhil Ranjan Biswas	Regional Coordinator (Community Mobilization)	34.80	36.80	-	36.80	-2.00
2	Md. Bazlur Rahman	"	46.37	44.37	1.00	45.37	1.00
3	A.K.M Jashim Uddin/Abdul Mannan	"	37.95	39.95	-	39.95	-2.00
4	Md. Sayedur Rahman	"	46.50	41.50	-	41.50	5.00
5	Shahadat Hossain	"	46.50	36.82	-	36.82	9.68
6	Hasina Khatun/Hafizur Rahman	"	39.95	37.95	1.00	38.95	1.00
Sub-total			252.07	237.39	2.00	239.39	12.68
1	Hemonto Kumar Bhoumik	IT/MIS Specialist	16.55	16.55	-	16.55	0.00
2	Raziv Hassan	"	27.89	31.89	-	31.89	-4.00
3	Alamgir Hussain	"	38.87	42.87	-	42.87	-4.00
Sub-total			83.31	91.31	2.00	91.31	-8.00
1	Unallocated	Lump Sum	0.00	-	-	-	0.00
Total Remuneration National			826.66	797.69	5.00	802.69	23.97

ANNEX-02: Web-site of Project-Pourashavas under UGIIP-2 (WS developed in assistance with the IT Team of GICD).

Sl #	Pourashava	Web-address
1.	Barguna	www.bargunamunicipality.org.bd
2.	Jhenaidha	www.jhenaidhapourashava.org
3.	Kurigram	www.kurigrampourashava.com
4.	Munshiganj	www.munshiganjpourashava.org.bd
5.	Narail	www.narailpourashava.org
6.	Thakurgaon	www.thakurgaonpourashava.com
7.	Kalapara	www.kalaparapourashava.com
8.	Jamalpur	www.jamalpur.pourashava.org
9.	Chowmuhan	www.chowmuhanimunicipality.gov.bd
10.	Mymensingh	www.mymensinghmunicipality.gov.bd
11.	Bhola	www.Bholapourashava.gov.bd
12.	Jhalokathi	www.jhalokathi.municipality.org
13.	Natore	www.natorepourashava.org
14.	Gaibandah	www.gaibandapourashava.org
15.	Sreepur	www.sreepurpourashava.org
16.	Nachol	www.nacholemunicipality.org
17.	Bhanga	www.bhangamunicipality.org
18.	Brahmanbaria	www.brahmanbariapourashavabd.com
19.	Sreemongal	www.sreemangalmunicipality.org
20.	Sunamganj	www.sunamganjpsbd.org
21.	Golapganj	http://www.golapgonjmunipality.org
22.	Faridpur	http://www.faridpurmunicipality.com
23.	Chandpur	http://www.chandpurpourashava.com
24.	Parshuram	http://www.parshuram-municipality.org
25.	Rangpur	http://www.rangpur-municipal.org.bd
26.	Nilphamary	http://www.nilphamarymunicipality.wordpress.com
27.	Benapole	www.benapolemunicipality.org
28.	Ghorasal	www.ghorashalpourashava.org
29.	Mirzapur	www.mirzapurpourashava.com
30.	Sathkhira	www.shatkhiramunicipality.org
31.	Sirajgonj	www.shirajpouara.org
32.	Gopalganj	www.gopalgonjpourashava.org
33.	Cox's Bazar	www.cox'sbazarpourashava.org
34.	Hajigonj	www.hajigonjpourashava.org
35.	Patgram	www.patgrammunicipality.com
36.	Kushtia	www.kushtiamunicipality.com
37.	Madaripur	www.madaripurmunicipality.org
38.	Khagrachari	www.khagracharimunicipality.org
39.	Patuakhali	www.patpou.net
40.	Madhabpur	www.madhabpurps.com
41.	Lalmohan	www.lalmohanpourashava.org
42.	Bandarban	www.bdbps.org
43.	Dhanbari	www.dhanbaripourashava.com
44.	Kakonhat	www.kakonhatpourashava.com
45.	Pabna	www.pabnapourashava.org
46.	Bashurhat	www.bashurhatpourashava.org.bd
47.	Chuadanga	www.chuadanga-pourashava.org

ANNEX-03: Some Photos/Pictures

	
<p>1. Distributing Sewing machine to the poor women received training from Satkhira PS</p>	<p>2. Training on Vegetable production around the household provided to the poor female under implementation of GAP, Kakonhat PS.</p>
	
<p>3. Distribution of money to the trainee by the Member Secretary of GC for purchase of vegetable seed. Kakonhat PS</p>	<p>4. PRAP Steering Meeting at Chuadanga PS</p>
	
<p>5. Miking with message for Trade license of Rickshaw/Van.</p>	<p>6. Construction of Sherapara Juma Mosque by own fund of Kakonhat PS</p>

	
<p>7. Construction of Eidgah at Kakonhat PS's own fund.</p>	<p>8. Construction of Kakonhat Central Mosque spending TK. 958000.00 from own fund.</p>
	
<p>9. Beautification by Plantation at Town Hall Bus-Terminal, Barguna PS.</p>	<p>10. Courtyard Meeting by under GAP, Barguna PS</p>
	
<p>11. Distribution of Sewing machine after training, Barguna PS</p>	<p>12. Street light along Eidgah Road, Barguna PS</p>

	
<p>13. Waste management by CBO of Thakurgaon PS</p>	<p>14. Construction of Bio Gas Plant under Waste Recycling Plant, Thakurgaon PS.</p>
	
<p>15. After receiving training and machine from PS, 75 poor women earning average TK.4750.00 per month (Thakurgaon PS).</p>	<p>16. Distributing Ring-slab to the poor household at Chuadanga PS</p>
	
<p>17. Human-Chain against eve-teasing at Satkhira PS</p>	<p>18. Beautification at Ganginapar in Mymensingh PS</p>

	
<p>19. Beautification at Notunbazar Traffic More in Mymensing PS</p>	<p>20. Seating bench (only for the female passengers) at the Railway station of Sreepur PS</p>
	
<p>21. Female workers engaged in infrastructural works at Dhanbari PS</p>	<p>22. Orientation on sustainable waste management in Brahman Baria PS</p>
	
<p>23. Children Park at Faridpur PS</p>	<p>24. Plantation in Faridpur PS</p>

	
<p>25. Hazigonj PS, from its own fund, Provided multi-coloured Lighting on Hazigonj-Ramgong Bridge at Hazigonj PS</p>	<p>26. Sodium Light along the Comilla-Chandpur Road in front Hazigonj Pilot High School provided by Hazigonj PS from own fund</p>
	
<p>27. Hazigonj PS, from its own fund, distributing Arsenic-free pure drinking water putting water-tank to the poor area of Hazigong PS</p>	<p>28. Hazigonj PS, from its own fund, placed mobile dustbin to the Poura-area under Solid Waste Management Program of Hazigong PS</p>
	
<p>29. A Session in SIC Training: Gaibandha PS</p>	<p>30. Gender Training for Female Members of TLCC: Gaibandha PS</p>



31. SIC member is talking in Training: **Gaibandha PS.**



32. SIC Training: **Gaibandha PS.**



33. Special TLCC Meeting: **Sirajgonj PS.**



34. Special TLCC Meeting: **Sirajgonj PS.**



35. Special TLCC Meeting: **Sirajgonj PS.**



36. Special TLCC Meeting: **Nilphamari PS.**

	
<p>37. The Mission visited construction works at Gaibandha Pourashava</p>	<p>38. Training for TLCC Female Member: Gaibandha PS.</p>
	
<p>39. Training for Standing Committee: Gaibandha PS.</p>	<p>40. Computer training on Municipal Accounting Software in Gaibandha PS.</p>
	
<p>41. U.S.A Ambassador Dan William Mozena & Mrs Mozena visited Nilphamari PS</p>	<p>42. Mukti Begum is running a shop with the financial assistance under the activities of PRAP: Nilphamari PS</p>



43. Urban Beautification prepared by Town Planning Unit : **Sirajganj PS**



44. Pourashava Participating in the Digital Innovation Fair & got the 2nd Price among 43 Stalls: **Sirajganj PS**



45. Mission-member discussing with PRAP SC of **Gaibandha PS**



46. Successful Trainees receiving certificate from Mission-member in **Gaibandha PS**



47. Organising Public Awareness Rally on Rokeya Dibosh in **Pabna PS**



48. Organising Public Awareness Rally on Rokeya Dibosh in **Khagrachari PS**



বেগম রোকেয়া দিবস, ১৩ এর আলোচনা সভা।

49. A discussion Session after Rally on Rokeya Dibosh in **Khagrachari PS**



50. 2nd Quarterly TLCC meeting **Chuadanga PS**



51. A discussion Session after Rally on Rokeya Dibosh in **Sreepur PS**



52. A discussion Session after Rally on Rokeya Dibosh in **B. Baria PS**



53. Organising a Garbage Management Training in **B. Baria**



54. 2nd Quarterly TLCC meeting **Khagrachari PS**